

ADO Alüminyum

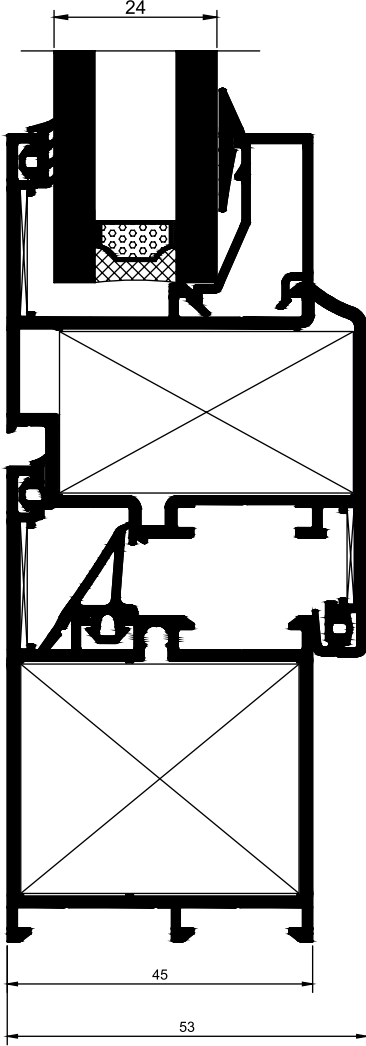
AD 45 YALITIMSIZ DOĞRAMA SİSTEMİ





ADO Alüminyum

AD 45 YALITIMSIZ PENCERE PROFİLLERİ



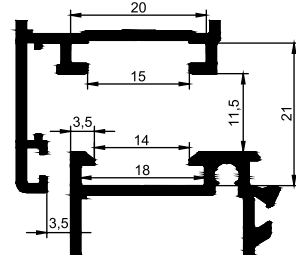
Alüminyum profiller AIMgSi 0,5 - F22 alaşımından ve 12020 Standartlarına göre üretilir.

Fiziksel Özellikler :

1- Yoğunluk	: 2,71 kg /dm ³
2- Elastisite Modülü	: 69 kN /mm ²
3- Direnç	: 20° 33 n Ω .m
4- Erime Noktası	: 600 - 655 °
5 - Genleşme Katsayısı	: 20 - 100° C μ °C ⁺¹

Mekanik Özellikler :

1- Elastisite Limiti	: 190 MPa
2 - Kopma dayanıklılığı	: 220 MPa
3- Sertlik	: 67 Brinell
4- Uzama	: % 10

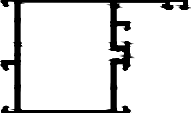
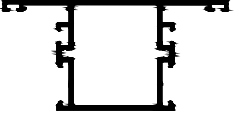
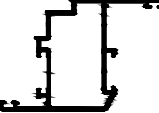
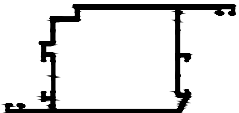
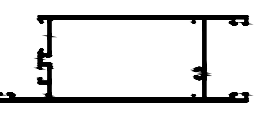

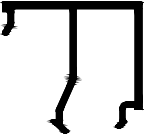
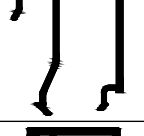
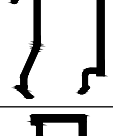
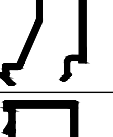

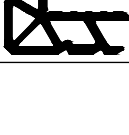


EURO KANAL TİP 1

SİSTEM BİLGİLERİ :

Profil Genişlik : Kasa 45mm - Kanat 53mm
Conta Sistemi : Üç Conta sistemli
Isı Geçirgenlik değeri (Uf) : W/m ² K
Fitil (Conta) : Tüm fitiller Kaucuk Özellikli EPDM dir.
Yapılabilir Pencere Tipleri : İçe açılır - Çift açılır - Çift Kanat açılır pencere tipleri ile İçe açılır Kapılar.
Kullanılabilir Cam Kalınlığı : 4m Tek cam dan 24mm Isı cam kalınlığına kadar EPDM fitil kalınlıkları ve ölçüsüne uygun cam çitası ile ayarlanak istenilen ısı cam kullanım imkanı sunmaktadır.
Su Tahliye : Bütün Profiller Su tahliye sistemine sahiptir.
Bağlantılar : Köşe birleşimlerini sağlamak için Pres Köşe takoz bağlantıları ve Çene L parçaları kullanılarak preslenir.



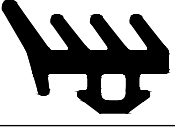






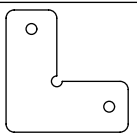
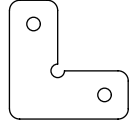
AD 45 YALITIMSIZ DOĞRAMA SİSTEMİ PROFİLLERİ

No:	Profil Şekli	Profil Kod	Profil Adı	Profil Ağırlık (Kg/m)		
1		AD 33 - 001	KASA PROFİLİ	1,100 Kg/m		
2		AD 33 - 002	ORTA KAYIT PROFİLİ	1,282 Kg/m		
3		AD 33 - 003	KANAT PROFİLİ	1,146 Kg/m		
4		AD 33 - 004	KANAT PROFİLİ	1,488 Kg/m		
5		AD 33 - 005	ETEK PROFİLİ	1,653 Kg/m		
6		AD 20 - 038	TİJ PROFİLİ	0,130 Kg/m		
7		AD 21 - 035	ÇİTA PROFİLİ	0,312 Kg/m		
8		AD 21 - 036	ÇİTA PROFİLİ	0,295 Kg/m		
9		AD 21 - 037	ÇİTA PROFİLİ	0,278 Kg/m		
10		AD 21 - 038	ÇİTA PROFİLİ	0,247 Kg/m		
11		AD 21 - 087	ÇİTA PROFİLİ	0,252 Kg/m		
12		AD 21 - 045	KÖŞE TAKOZU	3,566 Kg/m		

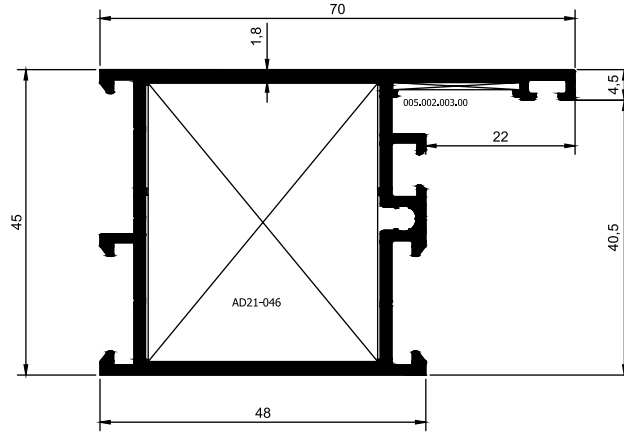
AD 45 YALITIMSIZ DOĞRAMA SİSTEMİ PROFİLLERİ

No:	Profil Şekli	Profil Kod	Profil Adı	Profil Ağırlık (Kg/m)		
13		AD 21 - 046	KÖŞE TAKOZU	4,157 Kg/m		
14		AD 21 - 050	KÖŞE TAKOZU	6,366 Kg/m		
15		AD 20 - 048	KÖŞE TAKOZU	1,079 Kg/m		
16		AD 20 - 049	KÖŞE TAKOZU	1,176 Kg/m		
17		AD 20 - 051	KÖŞE TAKOZU	1,415 Kg/m		
18						
19						
20						
21						
22						
23						
24						

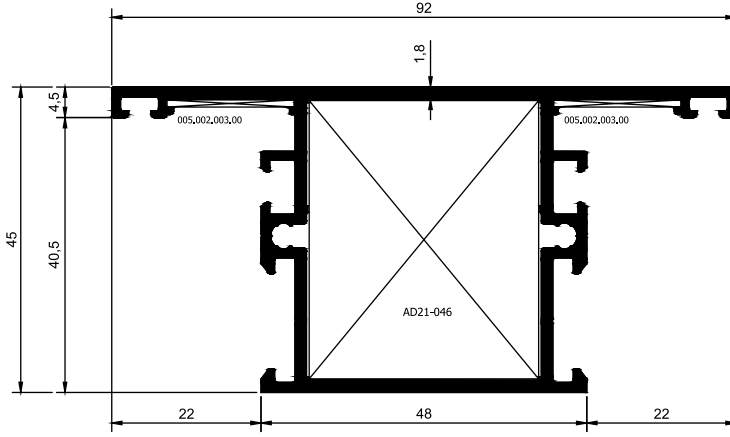
AD 45 YALITIMSIZ DOĞRAMA SİSTEMİ AKSESUARLARI

No:	Şekil	İsim	Kod	Koli Bilgileri			
				Mt	Kg		
1		EPDM İç Bini Fiteli	ADO-A-01 020.004.001.03	375	12		
2		EPDM Dış Bini Fiteli	ADO-A-02 020.005.001.03	571	12		
3		EPDM Dış Cam Fiteli	ADO-A-03 020.001.001.03	267	12		
4		EPDM Orta Fiteli	ADO-A-04 020.003.001.03	126	12		
5		EPDM Çıta Fiteli	ADO-A-05 020.002.001.03	197	12		
6		EPDM Çıta Fiteli	ADO-A-06 020.002.002.03	164	12		
7		EPDM Çıta Fiteli	ADO-A-07 020.002.003.03	197	12		
8		EPDM Çıta Fiteli	ADO-A-08 020.002.004.03	255	12		
9		EPDM Çıta Fiteli	ADO-A-09 020.002.005.03	240	12		
10		SAC KÖŞE GÖNYE 45x18,7	005.002.003.00				
11		SAC KÖŞE GÖNYE 35x14,2	005.002.002.00				
12							

AD 45 YALITIMSIZ DOĞRAMA PROFİLLERİ

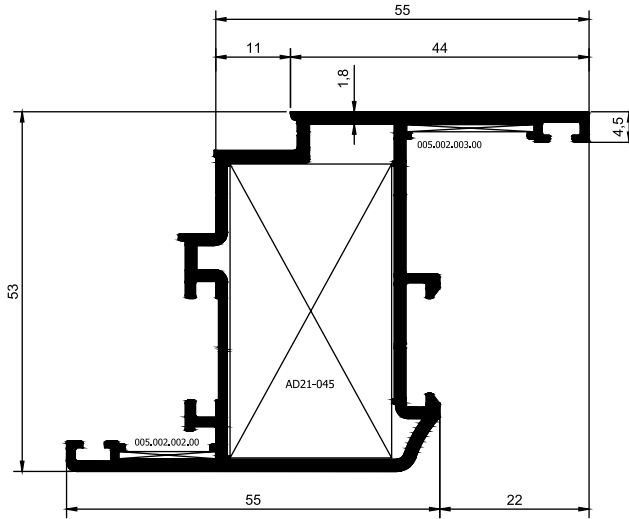


AD33-001 1,100 Kg/m
Jx : 17,60 cm⁴ Jy : 10,25 cm⁴



AD33-002 1,282 Kg/m
Jx : 24,12 cm⁴ Jy : 13,81 cm⁴

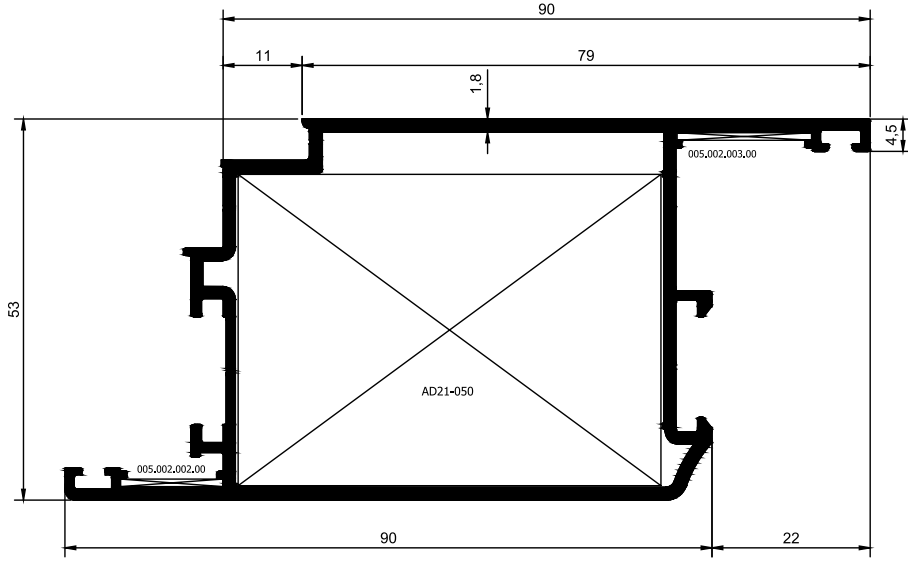
Not: Mevcut orta kayıt bağlantı profili kullanılmıyor. Vida ile bağlantı olacaktır.



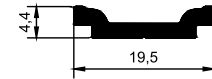
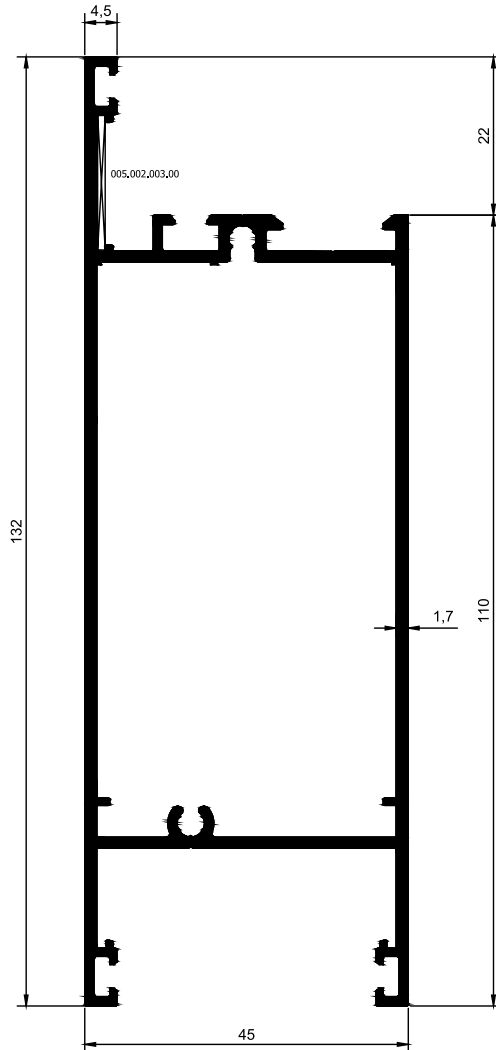
AD33-003 1,146 Kg/m
Jx : 7,80 cm⁴ Jy : 22,69 cm⁴

Uyarı: Profil ağırlıklarımız teorik olup; teslim anındaki tartımız geçerlidir.

AD 45 YALITIMSIZ DOĞRAMA PROFİLLERİ



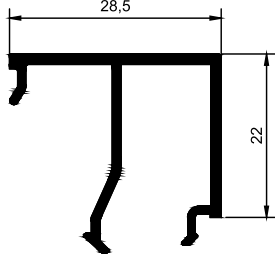
AD33-004 1,488 Kg/m
Jx : 55,15 cm⁴ Jy : 20,79 cm⁴



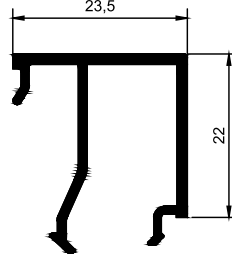
AD20-038
0,130 Kg/m

AD33-005 1,653 Kg/m
Jx : 21,77 cm⁴ Jy : 91,89 cm⁴

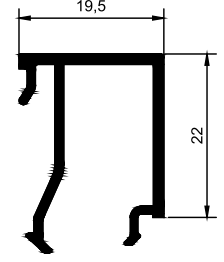
AD 45 YALITIMSIZ DOĞRAMA ÇITA VE PRES KÖŞE TAKOZU PROFİLLERİ



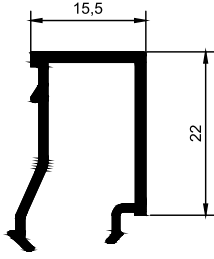
AD21-035
0,312 Kg/m



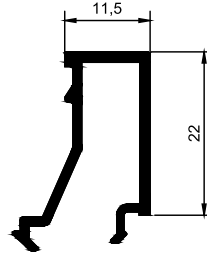
AD21-036
0,295 Kg/m



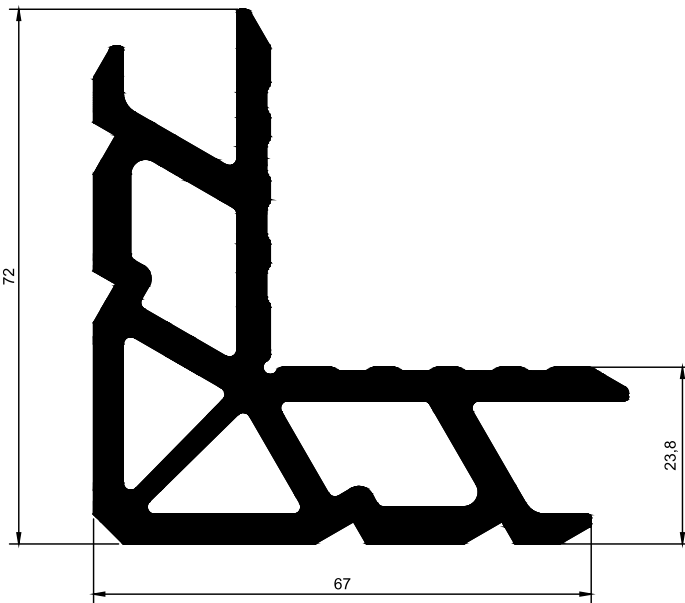
AD21-037
0,278 Kg/m



AD21-087
0,252 Kg/m



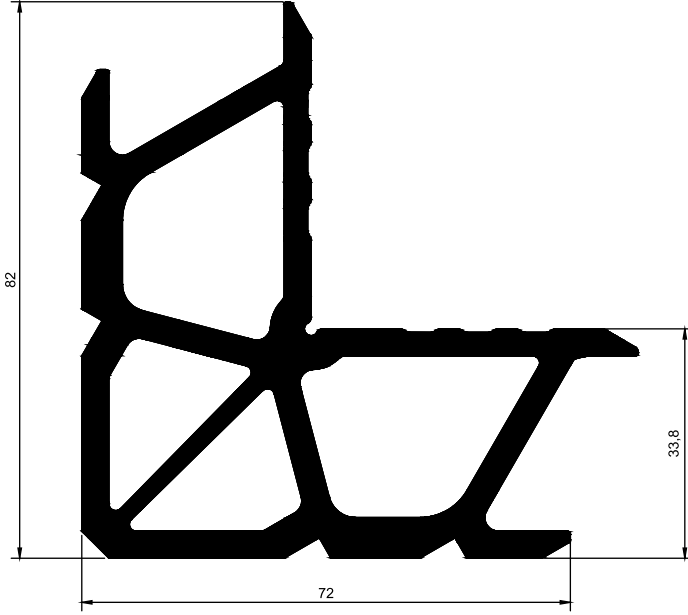
AD21-038
0,247 Kg/m



AD21-045
3,566 Kg/m

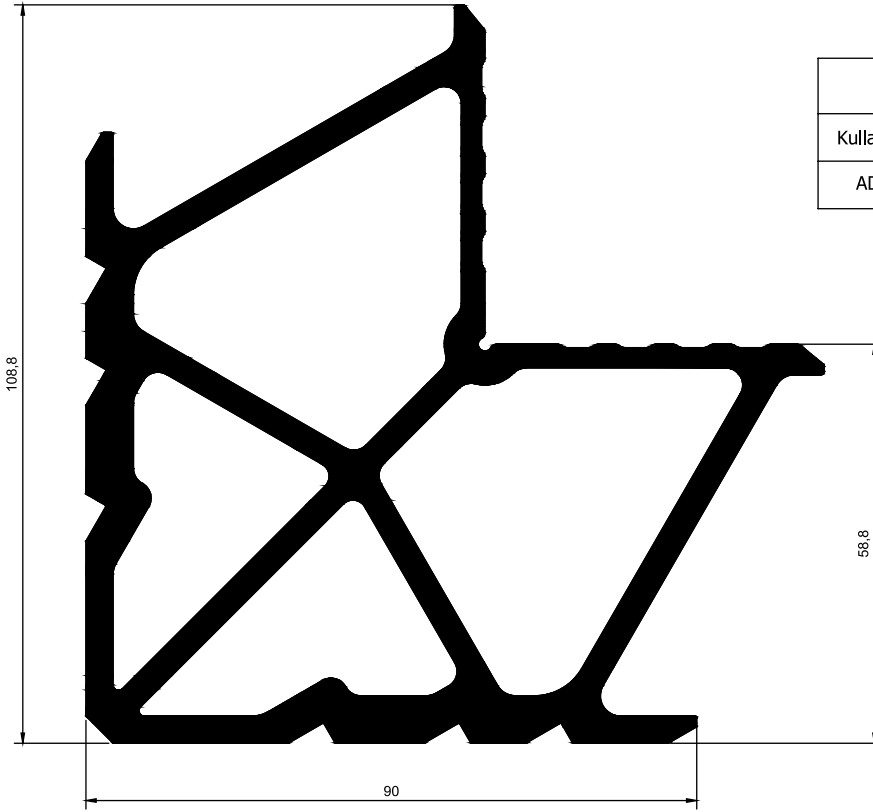
AD 21-045 KESİM ÖLÇÜLERİ	
Kullanılan Prf.	Kesim Ölçüsü
AD 33 - 003	43,3 MM

AD 45 YALITIMSIZ DOĞRAMA PRES KÖŞE TAKOZU PROFİLLERİ



AD21-046
4,157 Kg/m

AD 21-046 KESİM ÖLÇÜLERİ	
Kullanılan Prf.	Kesim Ölçüsü
AD 33 - 001	41 MM
AD 33 - 002	41 MM

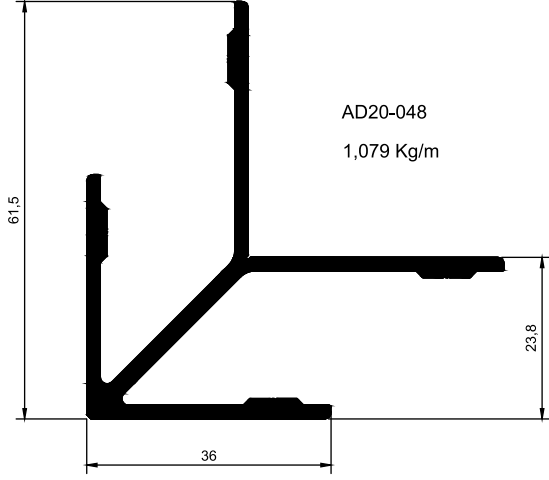


AD21-050
6,366 Kg/m

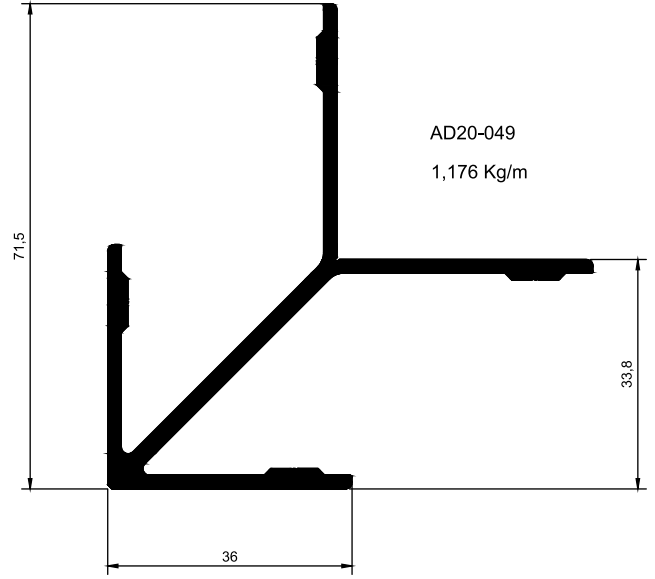
AD 21-050 KESİM ÖLÇÜLERİ	
Kullanılan Prf.	Kesim Ölçüsü
AD 33 - 004	43,3 MM

Uyarı: Profil ağırlıklarımız teorik olup; teslim anındaki tartımız geçerlidir.

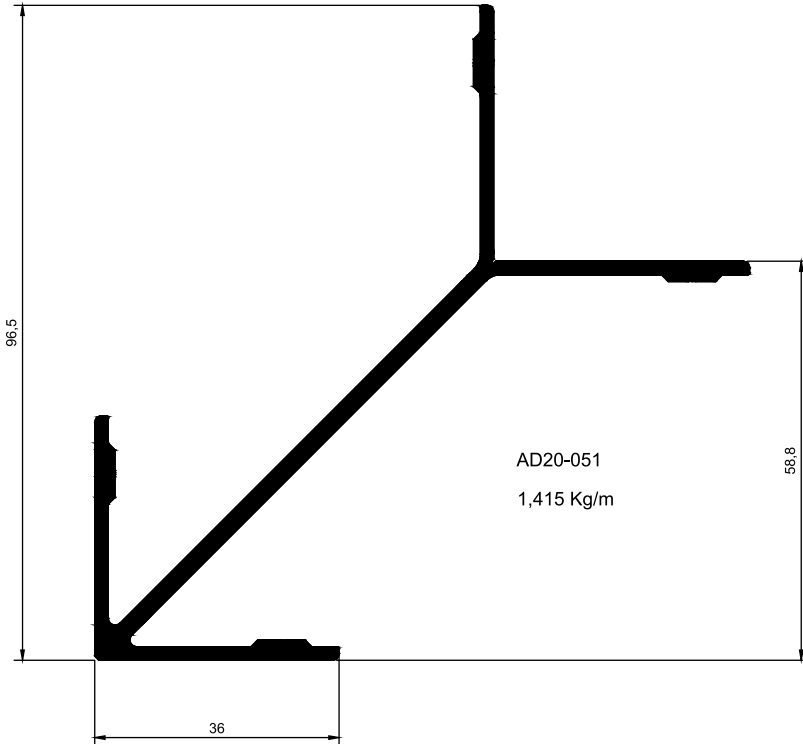
AD 45 YALITIMSIZ DOĞRAMA VİDALI KÖŞE TAKOZU PROFİLLERİ



AD 20-048 KESİM ÖLÇÜLERİ	
Kullanılan Prf.	Kesim Ölçüsü
AD 33 - 003	43,3 MM



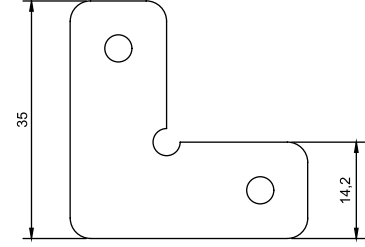
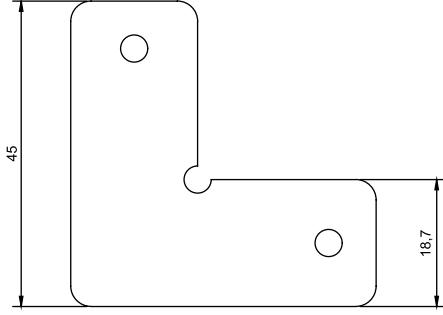
AD 20-049 KESİM ÖLÇÜLERİ	
Kullanılan Prf.	Kesim Ölçüsü
AD 33 - 001	41 MM
AD 33 - 002	41 MM



AD 20-051 KESİM ÖLÇÜLERİ	
Kullanılan Prf.	Kesim Ölçüsü
AD 33 - 004	43,3 MM

Uyarı: Profil ağırlıklarımız teorik olup; teslim anındaki tartımız geçerlidir.

AD 45 YALITIMSIZ DOĞRAMA SAC GÖNYE VE FİTİLLER



























005.002.003.00 SAC KÖŞE GÖNYE	
Kullanılan Prf.	ADET
AD 33 - 001	1
AD 33 - 002	2
AD 33 - 003	1
AD 33 - 004	1
AD 33 - 005	1

















005.002.002.00 SAC KÖŞE GÖNYE	
Kullanılan Prf.	ADET
AD 33 - 003	1
AD 33 - 004	1

No:	Fitil Şekli	Fitil İsmi	Fitil Kod	Koli Bilgileri	
				Mt	Kg
1		EPDM İç Bini Fitili	ADO-A-01	375	12
2		EPDM Dış Bini Fitili	ADO-A-02	571	12
3		EPDM Dış Cam Fitili	ADO-A-03	267	12
4		EPDM Orta Fitil	ADO-A-04	126	12
5		EPDM Çıta Fitili	ADO-A-05	197	12
6		EPDM Çıta Fitili	ADO-A-06	164	12
7		EPDM Çıta Fitili	ADO-A-07	197	12
8		EPDM Çıta Fitili	ADO-A-08	255	12
9		EPDM Çıta Fitili	ADO-A-09	240	12

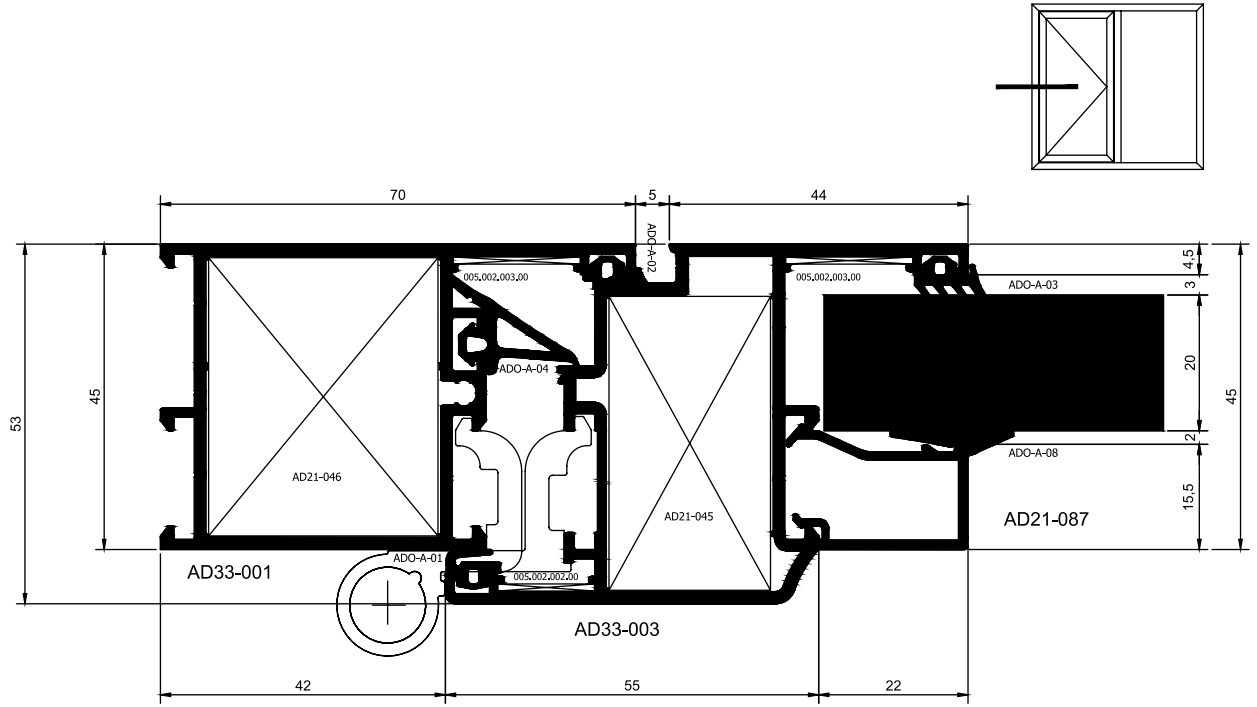
AD 45 YALITIMSIZ DOĞRAMA CAM-PANEL KOMBİNASYONU TABLOSU

ÇITA	DIŞ CAM FİTİLİ (3 MM) ADO-A-03	İÇ CAM FİTİLİ		İÇ CAM FİTİLİ KALINLIĞI	CAM-PANEL KALINLIĞI
AD 21 - 035 28.5 mm			ADO-A-05	5 MM	4 MM
AD 21 - 035 28.5 mm			ADO-A-06	4 MM	5 MM
AD 21 - 035 28.5 mm			ADO-A-07	3 MM	6 MM
AD 21 - 035 28.5 mm			ADO-A-08	2 MM	7 MM
AD 21 - 036 23.5 mm			ADO-A-05	5 MM	9 MM
AD 21 - 036 23.5 mm			ADO-A-06	4 MM	10 MM
AD 21 - 036 23.5 mm			ADO-A-07	3 MM	11 MM
AD 21 - 036 23.5 mm			ADO-A-08	2 MM	12 MM
AD 21 - 037 19.5 mm			ADO-A-05	5 MM	13 MM
AD 21 - 037 19.5 mm			ADO-A-06	4 MM	14 MM
AD 21 - 037 19.5 mm			ADO-A-07	3 MM	15 MM
AD 21 - 037 19.5 mm			ADO-A-08	2 MM	16 MM

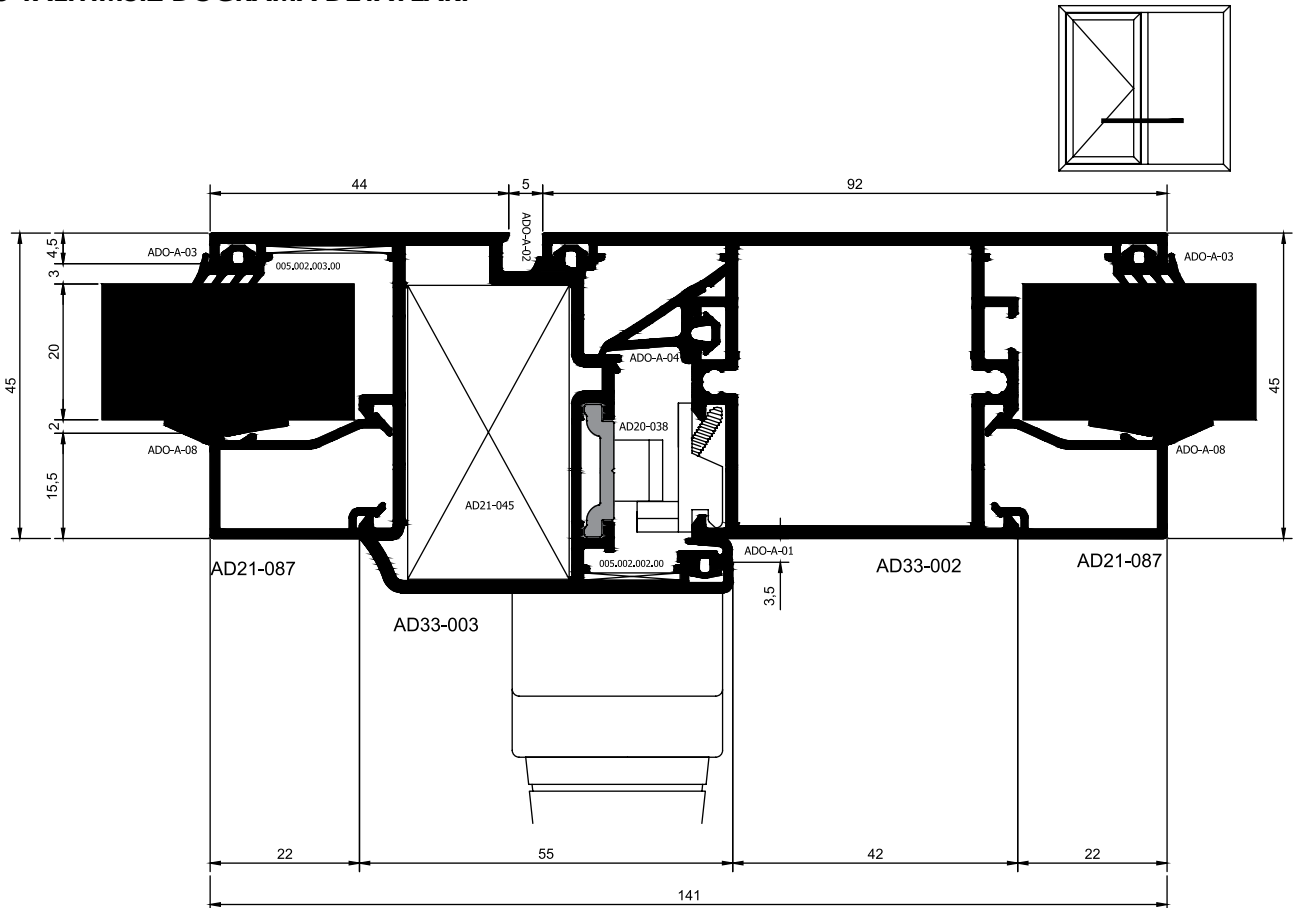
AD 45 YALITIMSIZ DOĞRAMA CAM-PANEL KOMBİNASYONU TABLOSU

ÇITA	DIŞ CAM FİTİLİ (3 MM) ADO-A-03	İÇ CAM FİTİLİ		İÇ CAM FİTİLİ KALINLIĞI	CAM-PANEL KALINLIĞI
AD 21 - 087 15.5 mm			ADO-A-05	5 MM	17 MM
AD 21 - 087 15.5 mm			ADO-A-06	4 MM	18 MM
AD 21 - 087 15.5 mm			ADO-A-07	3 MM	19 MM
AD 21 - 087 15.5 mm			ADO-A-08	2 MM	20 MM
AD 21 - 038 11.5 mm			ADO-A-05	5 MM	21 MM
AD 21 - 038 11.5 mm			ADO-A-06	4 MM	22 MM
AD 21 - 038 11.5 mm			ADO-A-07	3 MM	23 MM
AD 21 - 038 11.5 mm			ADO-A-08	2 MM	24 MM

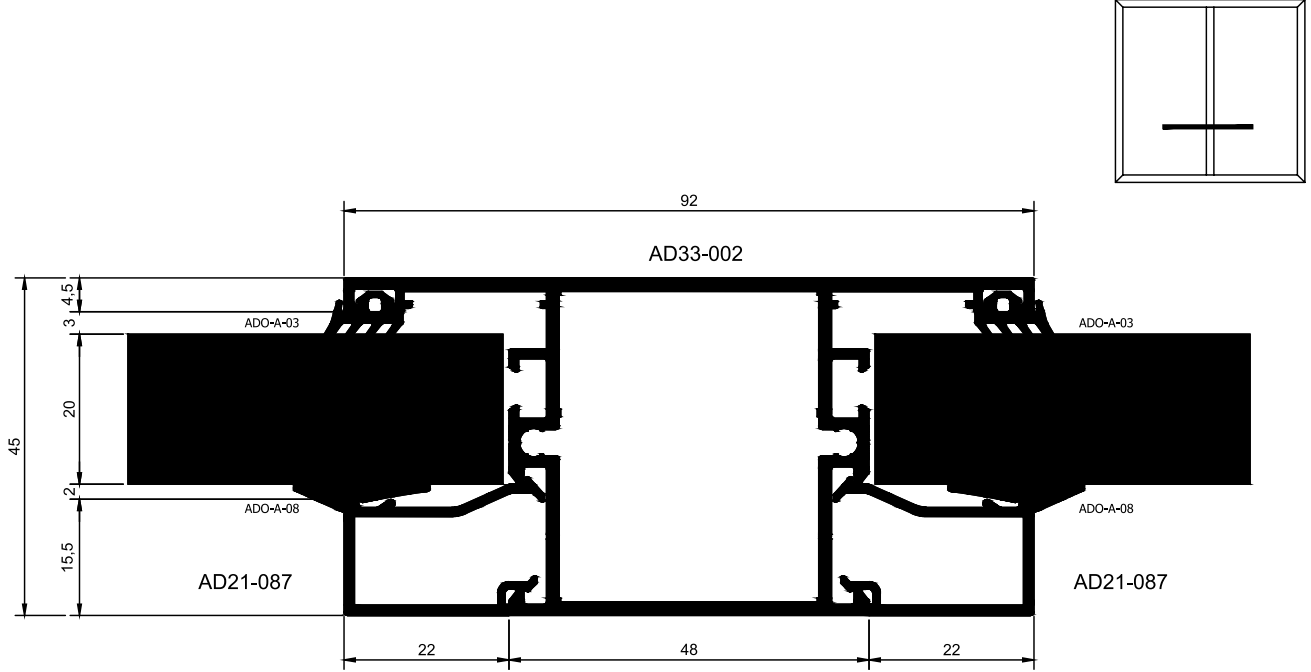
AD 45 YALITIMSIZ DOĞRAMA DETAYLARI



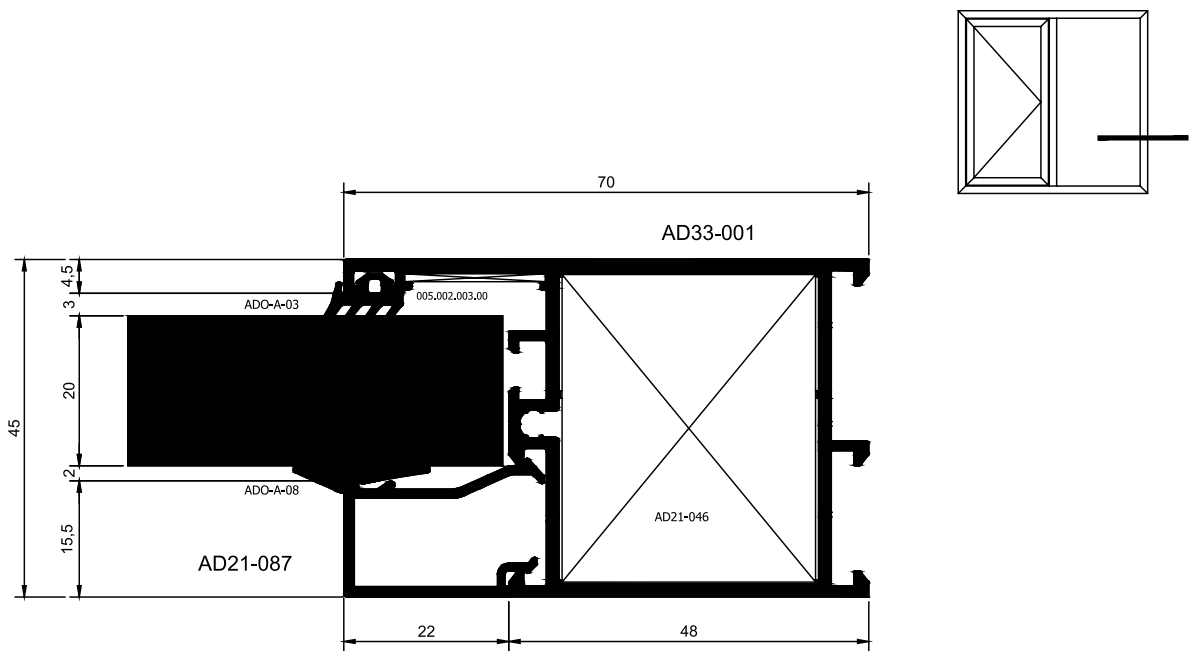
AD 45 YALITIMSIZ DOĞRAMA DETAYLARI



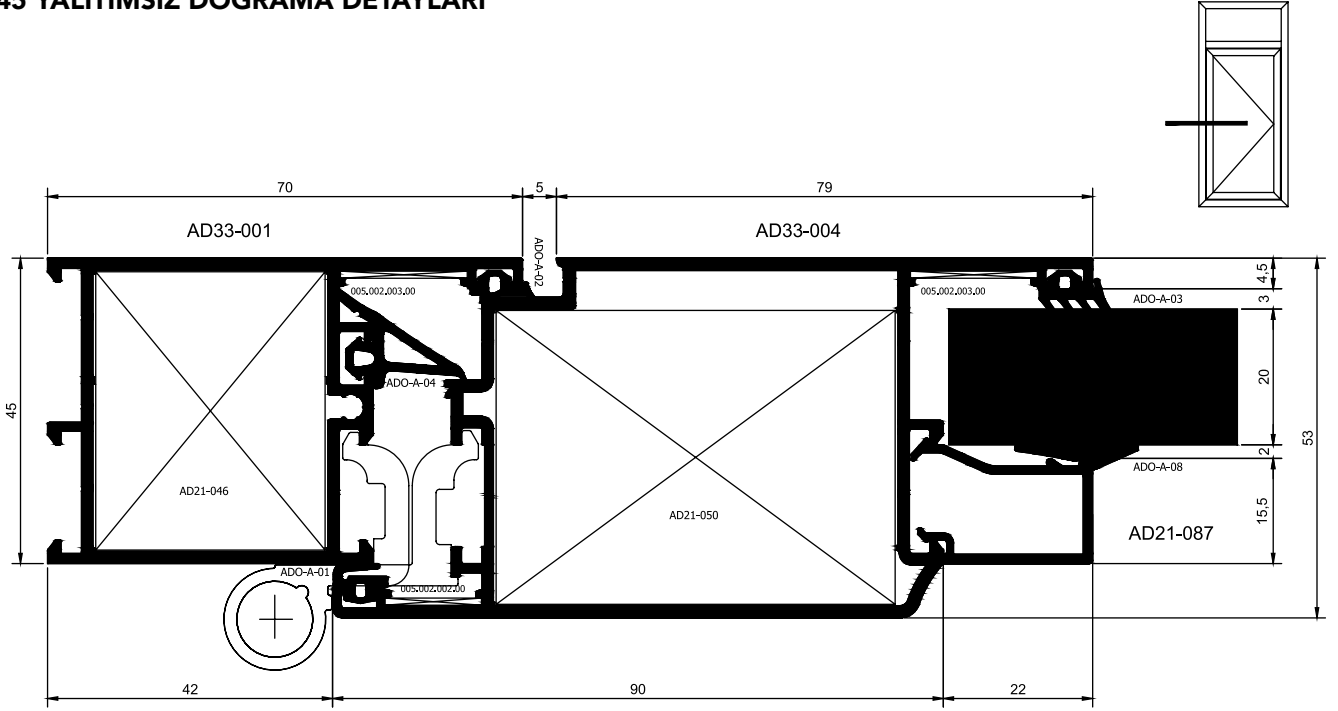
AD 45 YALITIMSIZ DOĞRAMA DETAYLARI



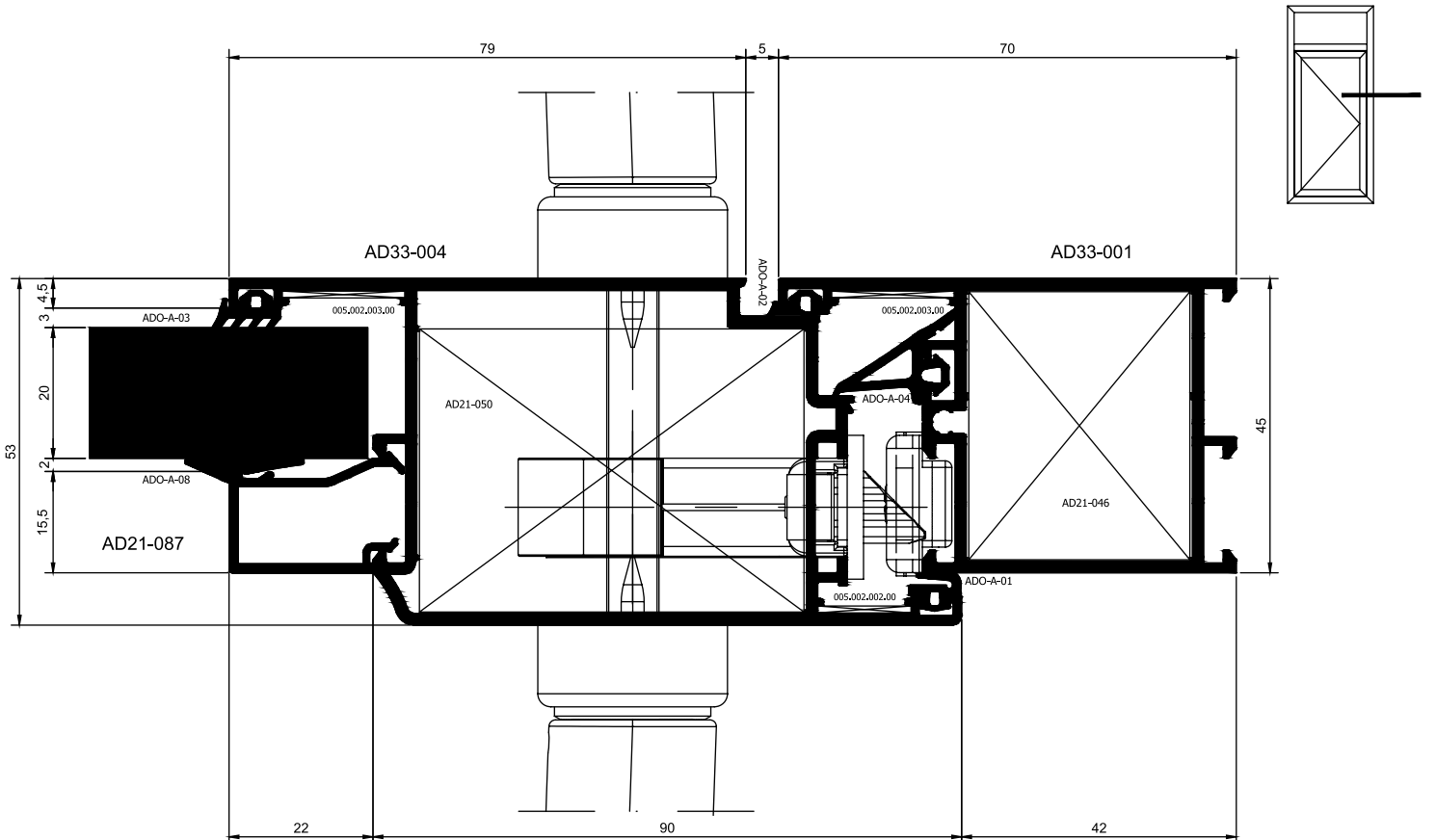
AD 45 YALITIMSIZ DOĞRAMA DETAYLARI



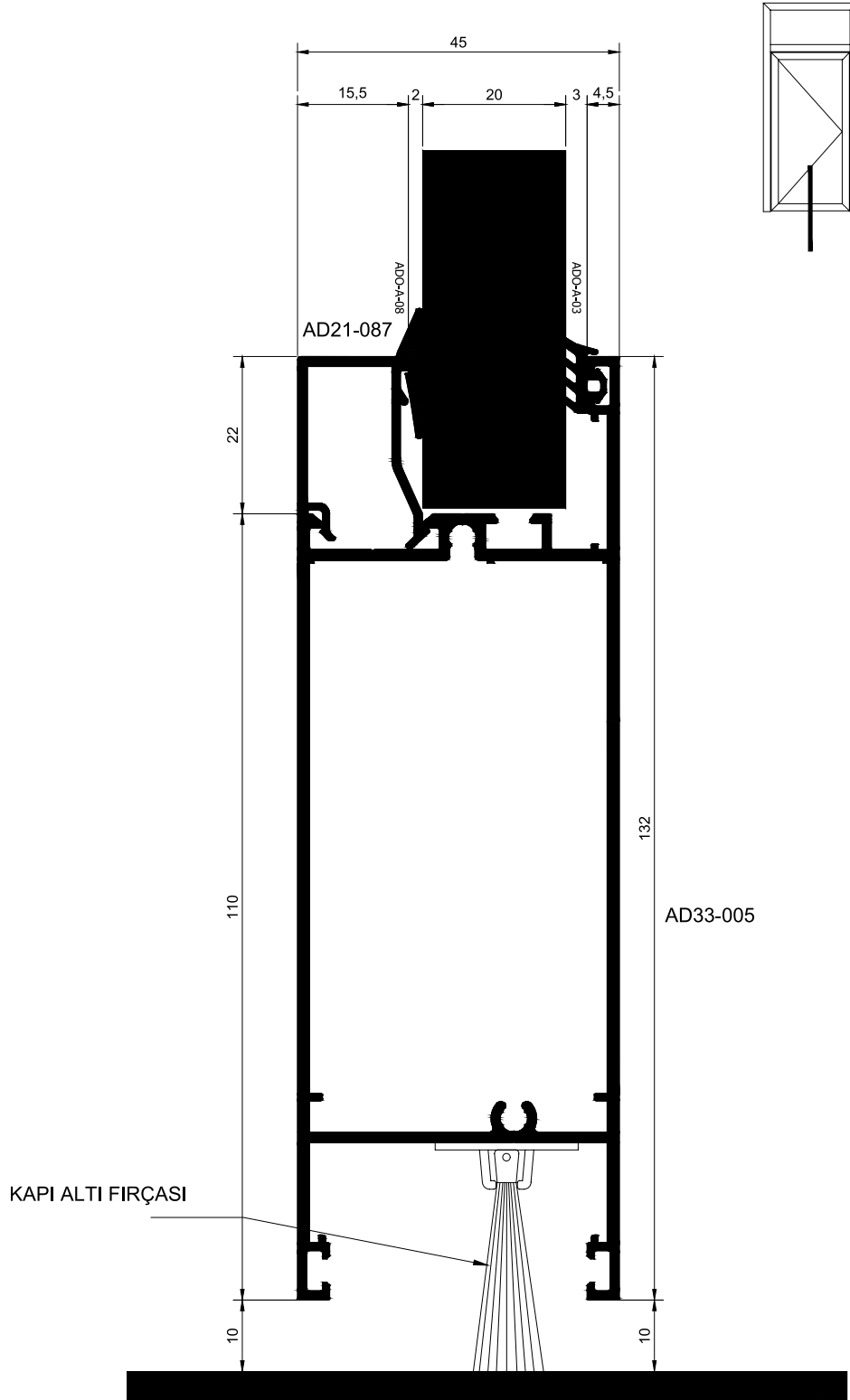
AD 45 YALITIMSIZ DOĞRAMA DETAYLARI



AD 45 YALITIMSIZ DOĞRAMA DETAYLARI



AD 45 YALITIMSIZ DOĞRAMA DETAYLARI





ADO Alüminyum

ADO Alüminyum

www.adoaluminyum.com.tr

FABRİKA

Antalya Organize Sanayi Bölgesi 2.Kısım Mah. 21.Cadde No:3 07040 Döşemealtı / ANTALYA
Tel : +90 242 236 40 00 · Faks : +90 242 236 40 90 · Email : info@adoaluminyum.com.tr