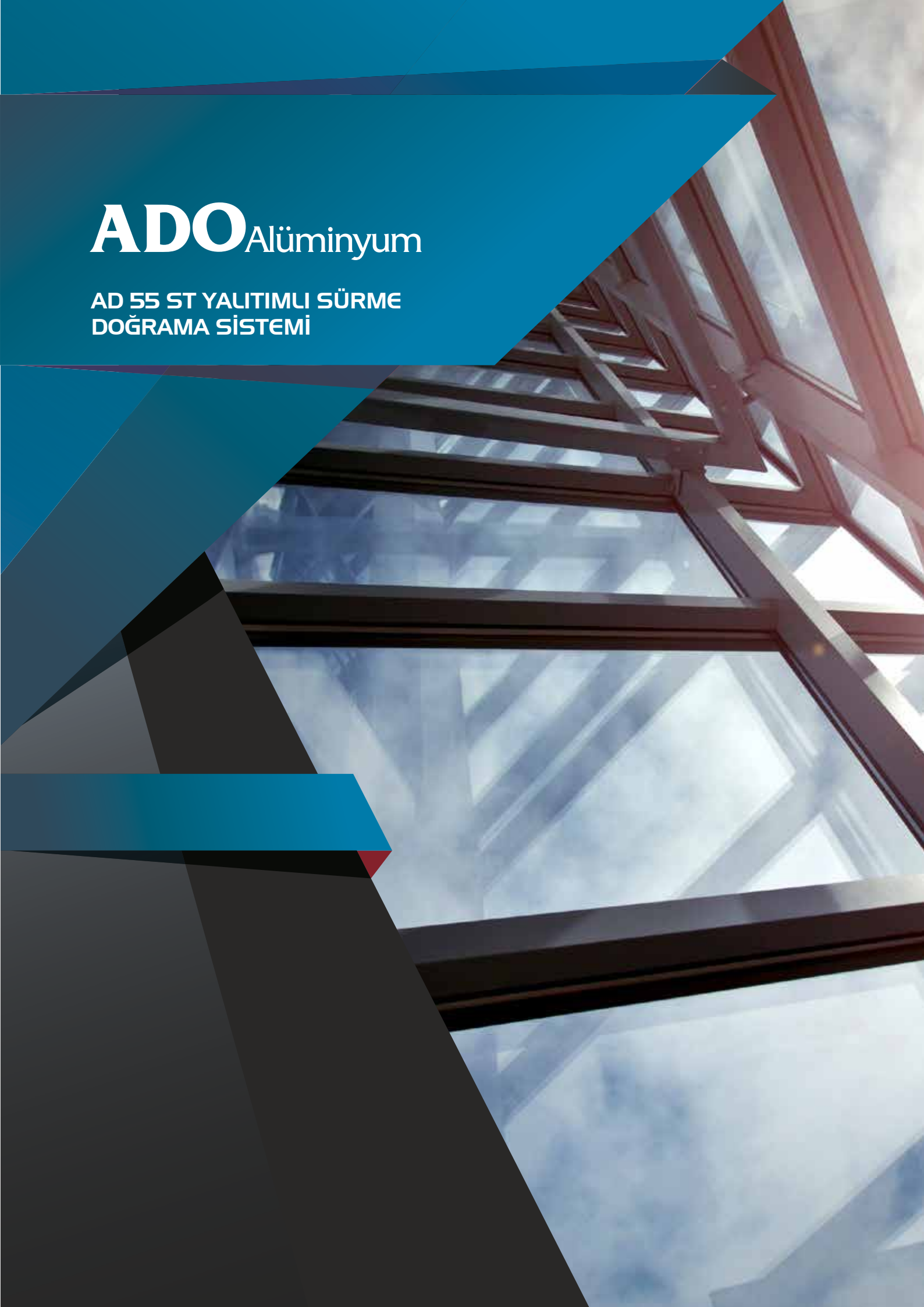



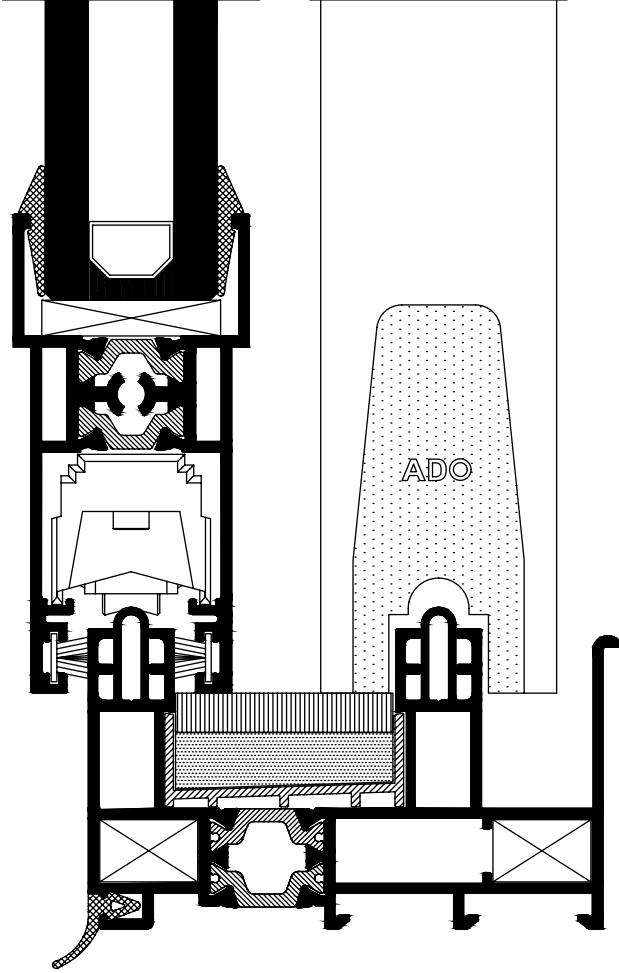
ADO Alüminyum

AD 55 ST YALITIMLI SÜRME
DOĞRAMA SİSTEMİ





AD 55 ST YALITIMLI SÜRME DOĞRAMA SİSTEMİ



Alüminyum profiller AIMgSi 0,5 - F22 alaşımından ve 12020 standartlarına göre üretilir.

Fiziksel Özellikler :

1- Yoğunluk	: 2,71 gr /cm ³
2- Elastisite Modülü	: 70 kN /mm ²
3- Direnç	: 20° 33 n Ω .m
4- Erime Noktası	: 600 - 655 °
5 - Genleşme Katsayısı	: 20 - 100° C μ °C ⁺¹

Mekanik Özellikler :

1- Elastisite Limiti	: 190 MPa
2 -Kopma Dayanıklılığı	: 220 MPa
3- Sertlik	: 67 Brinell
4- Uzama	: % 10

SİSTEM BİLGİLERİ :

Isı Bariyer Ölçüsü : Kasa 16 mm, Etek 14,8 mm, Kanat 16 mm (PVC aksesuar uyumlu kanat 14,8 mm)

Isı Geçirgenlik değeri (Uf) : W/m²K

Fitel (Conta) : Tüm fitiller EPDM dir.

Yapılabilir Sürme Tipleri : 2 li Sürme - 3 lü Sürme - 4 lü Sürme - 6 lı Sürme.

Kullanılabilir Cam Kalınlığı : 4 mm tek cam dan 24 mm ıscam kalınlığına kadar EPDM fitil kalınlıkları ve ölçüsüne uygun cam çatısı ile ayarlanarak istenilen ıscam ve tekcam kullanım imkanı sunmaktadır.

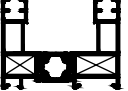
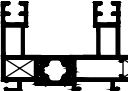
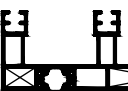
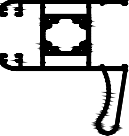








Su Tahliye : Bütün profiller su tahliye sistemine sahiptir.

Ray:Alüminyum ve paslanmaz olarak alternatifli dizayn edilmiştir.








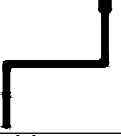




Aksesuar : Anahtarlı- anahtarsız gömme veya ispanyolet kol kullanılabilir.

Bağlantılar : Kasa köşe birleşimlerini sağlamak için pres köşe takoz bağlantıları kullanılarak preslenir.

AD 55 ST YALITIMLI SÜRME DOĞRAMA SİSTEMİ PROFİLLERİ

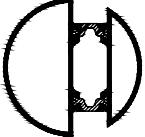


No:	Profil Şekli	Profil Kod	Profil Adı	Profil Ağırlık (Kg/m)	Statik (Ix cm ⁴)	Statik (Iy cm ⁴)
1		AD 30 - 001	KASA PROFİLİ	1,275 Kg/m	Jx : 7,15 cm ⁴	Jy : 17,43 cm ⁴
2		AD 30 - 002	2 Lİ PERVAZLI KASA PROFİLİ	1,532 Kg/m	Jx : 8,47 cm ⁴	Jy : 31,78 cm ⁴
3		AD 30 - 003	3 LÜ KASA PROFİLİ	1,963 Kg/m	Jx : 10,80 cm ⁴	Jy : 76,85 cm ⁴
4		AD 30 - 004	TAKVİYELİ KANAT PROFİLİ	1,353 Kg/m	Jx : 8,57 cm ⁴	Jy : 19,36 cm ⁴
5		AD 30 - 005	PVC İSP. KANALLI KANAT PROFİLİ	1,364 Kg/m	Jx : 7,63 cm ⁴	Jy : 16,35 cm ⁴
6		AD 30 - 006	KANAT PROFİLİ	1,123 Kg/m	Jx : 6,33 cm ⁴	Jy : 9,29 cm ⁴
7		AD 30 - 007	KENET PROFİLİ	0,583 Kg/m	Jx : 3,64 cm ⁴	Jy : 2,30 cm ⁴
8		AD 30 - 008	TAKVİYELİ KENET PROFİLİ	0,867 Kg/m	Jx : 13,33 cm ⁴	Jy : 3,59 cm ⁴
9		AD 30 - 009	TAKVİYELİ KENET PROFİLİ	1,019 Kg/m	Jx : 26,59 cm ⁴	Jy : 4,56 cm ⁴
10		AD 30 - 010	ETEK PROFİLİ	1,206 Kg/m	Jx : 16,52 cm ⁴	Jy : 5,79 cm ⁴
11		AD 30 - 011	ETEK PROFİLİ	1,196 Kg/m	Jx : 13,22 cm ⁴	Jy : 5,62 cm ⁴
12		AD 30 - 012	DEKORATİF ETEK PROFİLİ	1,580 Kg/m	Jx : 32,49 cm ⁴	Jy : 8,36 cm ⁴

AD 55 ST YALITIMLI SÜRME DOĞRAMA SİSTEMİ PROFİLLERİ

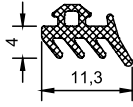
No:	Profil Şekli	Profil Kod	Profil Adı	Profil Ağırlık (Kg/m)	Statik (Ix cm4)	Statik (Iy cm4)
13		AD 26 - 014	DAMLALIK PROFİLİ	0,195 Kg/m		
14		AD 26 - 015	DAMLALIK PROFİLİ	0,267 Kg/m		
15		AD 26 - 016	RAY PROFİLİ	0,125 Kg/m		
16		AD 26 - 018	TEKCAM ÇITA PROFİLİ	0,270 Kg/m		
17		AD 05 - 001	U PROFİLİ	0,146 Kg/m		
18		AD 08 - 014	ÇITA PROFİLİ	0,059 Kg/m		
19		AD 16 - 005	SİNEKLİK KANAT PROFİLİ	0,419 Kg/m		
20		AD 16 - 010	SİNEKLİK RAY PROFİLİ	0,261 Kg/m		
21		AD 22 - 065	KASA KÖŞE TAKOZU	1,958 Kg/m		
22		AD 21 - 047	SİNEKLİK KÖŞE TAKOZU	3,220 Kg/m		
23		AD 21 - 031	135° KÖŞE PROFİLİ	0,900 Kg/m	Jx : 08,97 cm4	Jy : 04,14 cm4
24		AD 21 - 032	90° KÖŞE PROFİLİ	1,302 Kg/m	Jx : 18,26 cm4	Jy : 18,24 cm4

Uyarı: Tablodaki profil ağırlıklarımız teorik olup; teslim anındaki tartımız geçerlidir.

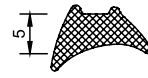
AD 55 ST YALITIMLI SÜRME DOĞRAMA SİSTEMİ PROFİLLERİ

No:	Profil Şekli	Profil Kod	Profil Adı	Profil Ağırlık (Kg/m)	Statik (Ix cm ⁴)	Statik (Iy cm ⁴)
25		AD 21 - 039	KÖŞE PROFİLİ	1,132 Kg/m	Jx : 11,19 cm ⁴	Jy : 09,99 cm ⁴
26		AD 21 - 040	ÇITA PROFİLİ	0,179 Kg/m		
27		AD 21 - 041	ÇITA PROFİLİ	0,140 Kg/m		
28						
29						
30						
31						
32						
33						
34						
35						
36						

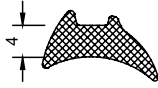
AD 55 ST YALITIMLI SÜRME DOĞRAMA SİSTEMİ AKSESUARLARI



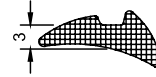
KOD Code	ADO-A-03 020.001.001.03
AÇIKLAMA Description	DIŞ CAM FİTİLİ Outer Glazing Gasket
BİRİM AĞIRLIK Unit Weight	0,041 Kg/M
PAKET MİKTARI Amount Of Packet	267 M
PAKET MİKTARI Amount Of Packet	12 Kg
TÜR Type	EPDM



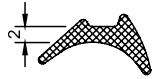
KOD Code	ADO-A-05 020.002.001.03
AÇIKLAMA Description	ÇITA FİTİLİ Bead Gasket
BİRİM AĞIRLIK Unit Weight	0,061 Kg/M
PAKET MİKTARI Amount Of Packet	197 M
PAKET MİKTARI Amount Of Packet	12 Kg
TÜR Type	EPDM



KOD Code	ADO-A-06 020.002.002.03
AÇIKLAMA Description	ÇITA FİTİLİ Bead Gasket
BİRİM AĞIRLIK Unit Weight	0,073 Kg/M
PAKET MİKTARI Amount Of Packet	164 M
PAKET MİKTARI Amount Of Packet	12 Kg
TÜR Type	EPDM



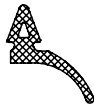
KOD Code	ADO-A-07 020.002.003.03
AÇIKLAMA Description	İÇ CAM FİTİLİ Inner Glazing Gasket
BİRİM AĞIRLIK Unit Weight	0,061 Kg/M
PAKET MİKTARI Amount Of Packet	197 M
PAKET MİKTARI Amount Of Packet	12 Kg
TÜR Type	EPDM



KOD Code	ADO-A-08 020.002.004.03
AÇIKLAMA Description	İÇ CAM FİTİLİ Inner Glazing Gasket
BİRİM AĞIRLIK Unit Weight	0,047 Kg/M
PAKET MİKTARI Amount Of Packet	255 M
PAKET MİKTARI Amount Of Packet	12 Kg
TÜR Type	EPDM



KOD Code	ADO-A-22 020.011.001.03
AÇIKLAMA Description	KASA FİTİLİ Frame Gasket
BİRİM AĞIRLIK Unit Weight	0,027 Kg/M
PAKET MİKTARI Amount Of Packet	444 M
PAKET MİKTARI Amount Of Packet	12 Kg
TÜR Type	EPDM



KOD Code	ADO-A-26 020.011.002.03
AÇIKLAMA Description	KASA FİTİLİ Frame Gasket
BİRİM AĞIRLIK Unit Weight	0,038 Kg/M
PAKET MİKTARI Amount Of Packet	316 M
PAKET MİKTARI Amount Of Packet	12 Kg
TÜR Type	EPDM

AD 55 ST YALITIMLI SÜRME DOĞRAMA SİSTEMİ AKSESUARLARI



KOD Code	A-55S-23 019.001.001.14
AÇIKLAMA Description	SİNEKLİK KANAT FİTİLİ İÇ FİNSİZ Flyscreen Sash Brush Seal / In
ÖLÇÜ Dimension	69x700
PAKET MİKTARI Amount Of Packet	1000 M



KOD Code	A-55S-02 019.001.002.14
AÇIKLAMA Description	SİNEKLİK KANAT FİTİLİ DIŞ FİNSİZ Flyscreen Sash Brush Seal / Out
ÖLÇÜ Dimension	67x1200
PAKET MİKTARI Amount Of Packet	700 M




KOD Code	A-55S-01 019.001.003.14
AÇIKLAMA Description	KANAT FİTİLİ FİNLİ Sash Brush Seal
ÖLÇÜ Dimension	69x700
PAKET MİKTARI Amount Of Packet	1000 M



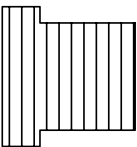
KOD Code	A-55S-12
AÇIKLAMA Description	PASLANMAZ RAY Stainless Rail
KALINLIK Thickness	0,7 MM
UZUNLUK Length	6 MT



KOD Code	A-55S-24 P.J.096.6602.600
AÇIKLAMA Description	ORTA KENET PLASTİĞİ Middle Clamp Plastic
TÜR Type	POLYEMİD
UZUNLUK Length	6 MT



KOD Code	A-55S-25
AÇIKLAMA Description	DÖRTLÜ KANAT ADAPTÖRÜ Four Wing Adapter
KALINLIK Thickness	POLYEMİD
UZUNLUK Length	6 MT



KOD Code	A-55S-22
AÇIKLAMA Description	SPACER
TÜR Type	PVC
UZUNLUK Length	6 MT

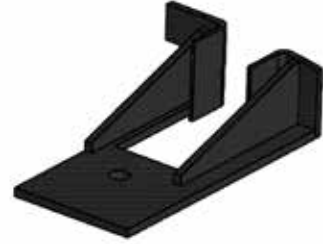


KOD Code	A-55S-26 P.J.096.6603.600
AÇIKLAMA Description	KASA ORTA PLASTİK Frame Middle Plastic
KALINLIK Thickness	POLYEMİD
UZUNLUK Length	6 MT

AD 55 ST YALITIMLI SÜRME DOĞRAMA SİSTEMİ AKSESUARLARI



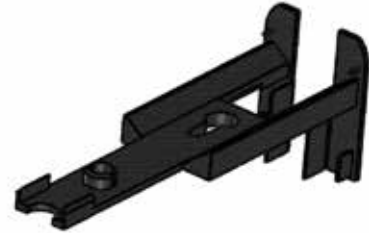
KOD Code	A-55S-03 017.006.001.xx
AÇIKLAMA Description	ORTA KANAT DIŞ KAPAĞI Middle Sash Outer Cover
RENK Color	SİYAH Black
PAKET MİKTARI Amount Of Packet	



KOD Code	A-55S-04 017.006.002.xx
AÇIKLAMA Description	ORTA KANAT İÇ KAPAĞI Middle Sash Inner Cover
RENK Color	SİYAH Black
PAKET MİKTARI Amount Of Packet	



KOD Code	A-55S-05 017.006.003.xx
AÇIKLAMA Description	AD30-008 KANAT ÜST KAPAĞI AD30-008 Sash Top Cover
RENK Color	SİYAH Black
PAKET MİKTARI Amount Of Packet	



KOD Code	A-55S-07 017.006.005.xx
AÇIKLAMA Description	AD30-004/AD30-006 KANAT KAPAĞI AD30-004/AD30-006 Sash Cover
RENK Color	SİYAH Black
PAKET MİKTARI Amount Of Packet	

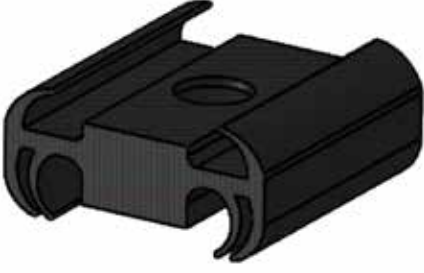


KOD Code	A-55S-08 017.006.006.xx
AÇIKLAMA Description	AD30-005 KANAT KAPAĞI AD30-005 Sash Cover
RENK Color	SİYAH Black
PAKET MİKTARI Amount Of Packet	



KOD Code	A-55S-09 017.006.004.xx
AÇIKLAMA Description	AD30-009 KANAT KAPAĞI AD30-009 Sash Cover
RENK Color	SİYAH Black
PAKET MİKTARI Amount Of Packet	

AD 55 ST YALITIMLI SÜRME DOĞRAMA SİSTEMİ AKSESUARLARI



KOD Code	A-55S-10 020.016.002.03
AÇIKLAMA Description	TİTREŞİM ALICI EPDM FİTİL
RENK Color	SİYAH Black
PAKET MİKTARI Amount Of Packet	



KOD Code	A-55S-11 017.007.002.xx
AÇIKLAMA Description	TOZLUK Striker
RENK Color	SİYAH Black
PAKET MİKTARI Amount Of Packet	



KOD Code	018.001.001.03
AÇIKLAMA Description	GIESSE RULMAN 22,12 x 21 Giesse Roller 22,12 x 21
MENŞEİ Origin	İTALYA Italy
PAKET MİKTARI Amount Of Packet	4 ADET 4 Pieces



KOD Code	018.002.002.00
AÇIKLAMA Description	ALÜMİNYUM RULMAN 23 x 29,5 Aluminium Roller 23 x 29,5
MENŞEİ Origin	Yerli Local
PAKET MİKTARI Amount Of Packet	4 ADET 4 Pieces



KOD Code	018.002.001.00
AÇIKLAMA Description	ALÜMİNYUM RULMAN 22,12 x 21 Aluminium Roller 22,12 x 21
MENŞEİ Origin	Yerli Local
PAKET MİKTARI Amount Of Packet	5 ADET 5 Pieces



KOD Code	017.005.002.xx
AÇIKLAMA Description	DÖRT KANATLI SÜRME ADAPTÖR KAPAĞI
RENK Color	SİYAH Black
PAKET MİKTARI Amount Of Packet	

AD 55 ST YALITIMLI SÜRME DOĞRAMA SİSTEMİ AKSESUARLARI



KOD Code	AÇIKLAMA Description	RENK Color	PAKET MİKTARI Amount Of Packet
002.006.002.01	ROTO SECUSTIK KOL ROTO Secuctic Handle	BEYAZ / White	120 ADET / Pieces
002.006.002.04	ROTO SECUSTIK KOL ROTO Secuctic Handle	GÜMÜŞ GRİ / Silver Gray	120 ADET / Pieces
002.006.002.08	ROTO SECUSTIK KOL ROTO Secuctic Handle	KOYU KAHVE / Dark Brown	120 ADET / Pieces
002.006.002.09	ROTO SECUSTIK KOL ROTO Secuctic Handle	BRONZ ELOKSAL / Bronze Anodized	120 ADET / Pieces
002.006.002.12	ROTO SECUSTIK KOL ROTO Secuctic Handle	ŞAMPANYA / Champagne	120 ADET / Pieces
002.006.002.16	ROTO SECUSTIK KOL ROTO Secuctic Handle	MAT PİRİNÇ / Matt Brazen	120 ADET / Pieces



KOD Code	AÇIKLAMA Description	RENK Color	PAKET MİKTARI Amount Of Packet
002.006.001.01	YERLİ PENCERE KOLU Local Window Handle	BEYAZ 9016 / White	50 ADET / Pieces
002.006.001.03	YERLİ PENCERE KOLU Local Window Handle	SİYAH 9005 / Black	50 ADET / Pieces
002.006.001.08	YERLİ PENCERE KOLU Local Window Handle	KOYU KAHVE 8019 / Dark Brown	50 ADET / Pieces
002.006.001.11	YERLİ PENCERE KOLU Local Window Handle	AÇIK KAHVE 8003 / Light Brown	50 ADET / Pieces



KOD Code	G-55S-02
AÇIKLAMA Description	GIESSE ANAHTARLI GÖMME KOL Giesse Hidden Handle With Key
MENŞEİ Origin	İTALYA Italy
PAKET MİKTARI Amount Of Packet	



KOD Code	G-55S-03
AÇIKLAMA Description	GIESSE ANAHTARSIZ GÖMME KOL Giesse Hidden Handle Without Key
MENŞEİ Origin	İTALYA Italy
PAKET MİKTARI Amount Of Packet	

AD 55 ST YALITIMLI SÜRME DOĞRAMA SİSTEMİ AKSESUARLARI



KOD Code	G-55S-04
AÇIKLAMA Description	GIESE GÖMME TUTAMAK Hidden Handgrip
MENŞEİ Origin	İTALYA Italy
PAKET MİKTARI Amount Of Packet	



KOD Code	G-55S-05
AÇIKLAMA Description	GIESE HAVUZ KİLİT KARŞILIĞI Giesse Centre Seal
MENŞEİ Origin	İTALYA Italy
PAKET MİKTARI Amount Of Packet	



KOD Code	G-55S-06
AÇIKLAMA Description	GIESE HAVUZ KİLİT DİLİ Giesse Latch
MENŞEİ Origin	İTALYA Italy
PAKET MİKTARI Amount Of Packet	



KOD Code	013.003.001.00
AÇIKLAMA Description	SÜRME İSPANYOLET KARŞILIĞI SAC Sliding Espagnolette Centre Seal Sheet
PAKET MİKTARI Amount Of Packet	1250 ADET / Pieces



KOD Code	AÇIKLAMA Description	PAKET MİKTARI Amount Of Packet
010.001.001.00	SÜRME İSPANYOLET 400 MM Sliding Espagnolette 400 mm	50 ADET / Pieces
010.001.002.00	SÜRME İSPANYOLET 600 MM Sliding Espagnolette 600 mm	50 ADET / Pieces
010.001.003.00	SÜRME İSPANYOLET 800 MM Sliding Espagnolette 800 mm	50 ADET / Pieces
010.001.004.00	SÜRME İSPANYOLET 1000 MM Sliding Espagnolette 1000 mm	50 ADET / Pieces
010.001.005.00	SÜRME İSPANYOLET 1200 MM Sliding Espagnolette 1200 mm	50 ADET / Pieces
010.001.006.00	SÜRME İSPANYOLET 1400 MM Sliding Espagnolette 1400 mm	20 ADET / Pieces
010.001.007.00	SÜRME İSPANYOLET 1600 MM Sliding Espagnolette 1600 mm	20 ADET / Pieces
010.001.008.00	SÜRME İSPANYOLET 1800 MM Sliding Espagnolette 1800 mm	20 ADET / Pieces
010.001.009.00	SÜRME İSPANYOLET 2000 MM Sliding Espagnolette 2000 mm	20 ADET / Pieces

AD 55 ST YALITIMLI SÜRME DOĞRAMA SİSTEMİ AKSESUARLARI



KOD Code	AÇIKLAMA Description	PAKET MİKTARI Amount Of Packet
016.002.001.03	SİNEKLİK TELİ 80 CM Flyscreen Wire Mesh 80 cm	24 M ²
016.002.002.03	SİNEKLİK TELİ 100 CM Flyscreen Wire Mesh 100 cm	30 M ²
016.002.003.03	SİNEKLİK TELİ 120 CM Flyscreen Wire Mesh 120 cm	36 M ²
016.002.004.03	SİNEKLİK TELİ 140 CM Flyscreen Wire Mesh 140 cm	42 M ²
016.002.005.03	SİNEKLİK TELİ 160 CM Flyscreen Wire Mesh 160 cm	48 M ²
016.002.006.03	SİNEKLİK TELİ 180 CM Flyscreen Wire Mesh 180 cm	54 M ²



KOD Code	018.003.001.00
AÇIKLAMA Description	SİNEKLİK RULMANI DERLİN TEKER Flyscreen Roller
PAKET MİKTARI Amount Of Packet	100 ADET / Pieces

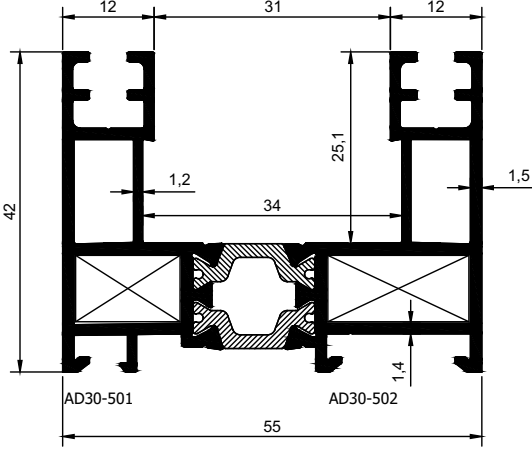


KOD Code	AÇIKLAMA Description	RENK Color	PAKET MİKTARI Amount Of Packet
016.001.001.01	SİNEKLİK FİTİLİ 5 MM PVC Flyscreen Gasket 5 mm PVC	BEYAZ / White	100 MT
016.001.001.03	SİNEKLİK FİTİLİ 5 MM PVC Flyscreen Gasket 5 mm PVC	SİYAH / Black	100 MT



KOD Code	AÇIKLAMA Description	RENK Color	PAKET MİKTARI Amount Of Packet
017.004.001.01	SU TAHLİYE TAPASI Water Discharge Cap	BEYAZ / White	2500 ADET / Pieces
017.004.001.03	SU TAHLİYE TAPASI Water Discharge Cap	SİYAH / Black	2500 ADET / Pieces
017.004.001.10	SU TAHLİYE TAPASI Water Discharge Cap	KOYU KAHVE / Dark Brown	2500 ADET / Pieces
017.004.001.11	SU TAHLİYE TAPASI Water Discharge Cap	AÇIK KAHVE / Light Brown	2500 ADET / Pieces

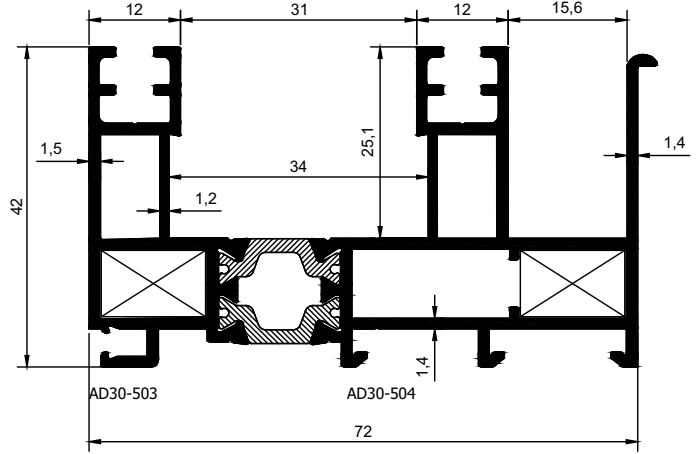
AD 55 ST YALITIMLI SÜRME DOĞRAMA SİSTEMİ KASA PROFİLLERİ



KASA PROFİLİ

AD 30 - 001 (1,275 Kg/m)

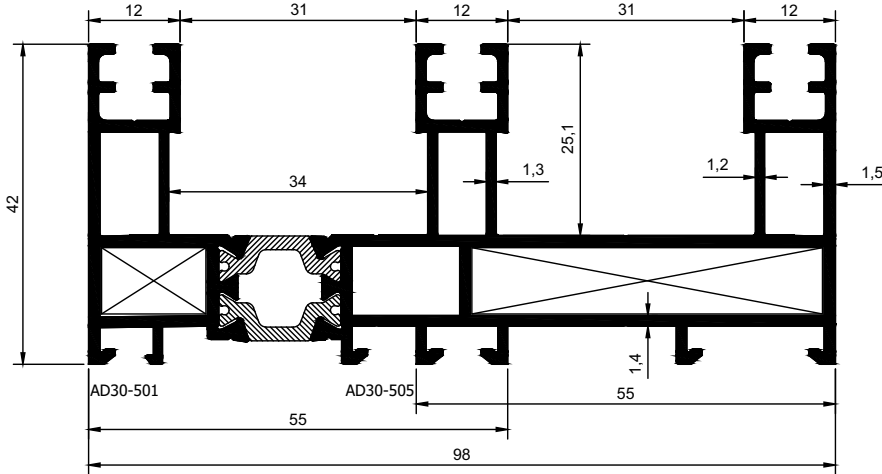
Jx : 7,15 cm⁴ Jy : 17,43 cm⁴



2 Lİ PERVAZLI KASA PROFİLİ

AD 30 - 002 (1,532 Kg/m)

Jx : 8,47 cm⁴ Jy : 31,78 cm⁴



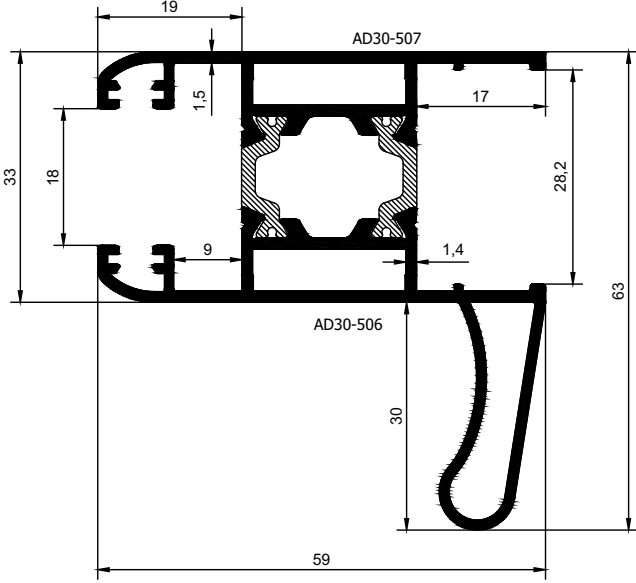
3 LÜ KASA PROFİLİ

AD 30 - 003 (1,963 Kg/m)

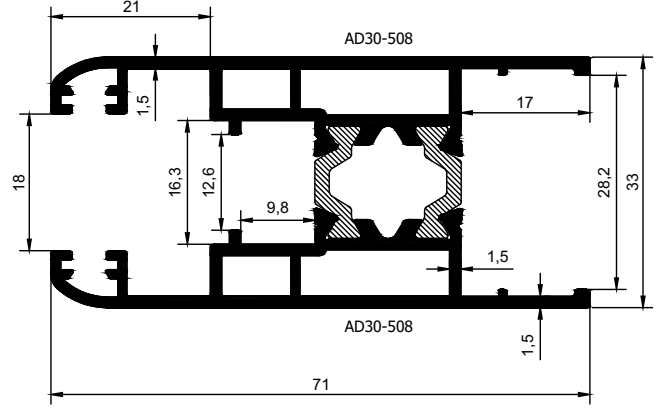
Jx : 10,80 cm⁴ Jy : 76,85 cm⁴

Uyarı: Tablodaki profil ağırlıklarımız teorik olup; teslim anındaki tartımız geçerlidir.

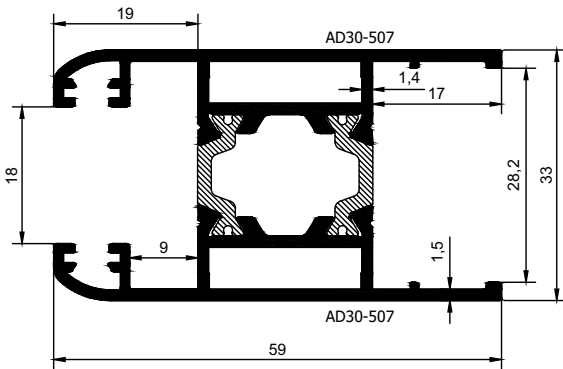
AD 55 ST YALITIMLI SÜRME DOĞRAMA SİSTEMİ KANAT PROFİLLERİ



TAKVİYELİ KANAT PROFİLİ
AD 30 - 004 (1,353 Kg/m)
Jx : 8,57 cm⁴ Jy : 19,36 cm⁴



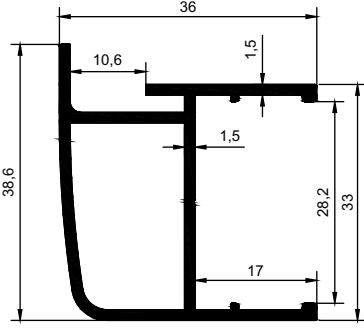
PVC İSPANYOLET KANALLI KANAT PROFİLİ
AD 30 - 005 (1,364 Kg/m)
Jx : 7,63 cm⁴ Jy : 16,35 cm⁴



KANAT PROFİLİ
AD 30 - 006 (1,123 Kg/m)
Jx : 6,33 cm⁴ Jy : 9,29 cm⁴

Uyarı: Tablodaki profil ağırlıklarımız teorik olup; teslim anındaki tartımız geçerlidir.

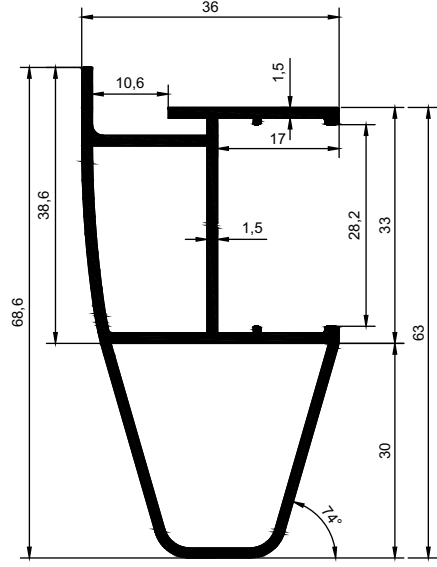
AD 55 ST YALITIMLI SÜRME DOĞRAMA SİSTEMİ KENET PROFİLLERİ



KENET PROFİLİ

AD 30 - 007 (0,583 Kg/m)

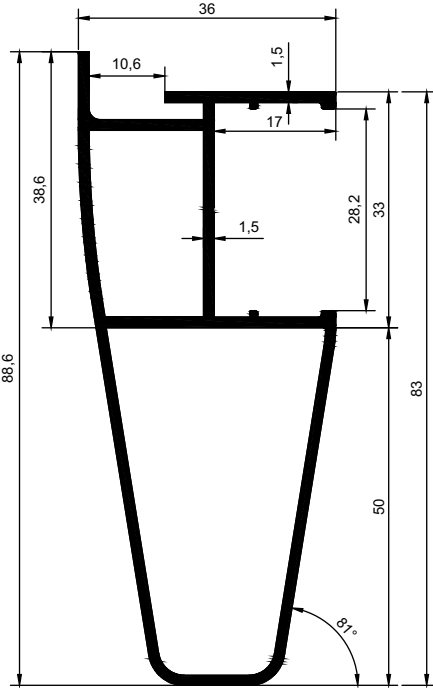
Jx : 3,64 cm⁴ Jy : 2,30 cm⁴



TAKVİYELİ KENET PROFİLİ

AD 30 - 008 (0,867 Kg/m)

Jx : 13,33 cm⁴ Jy : 3,59 cm⁴



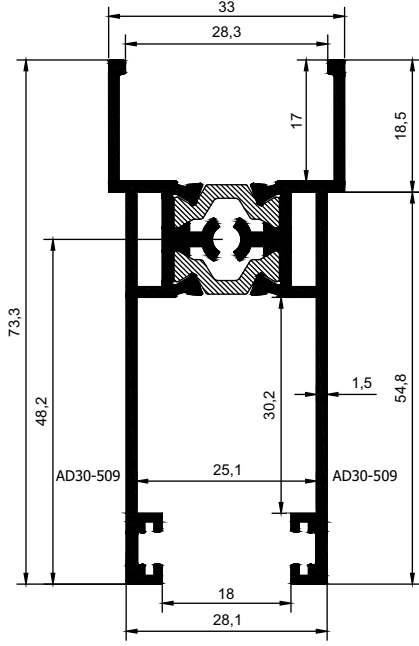
TAKVİYELİ KENET PROFİLİ

AD 30 - 009 (1,019 Kg/m)

Jx : 26,59 cm⁴ Jy : 4,56 cm⁴

Uyarı: Tablodaki profil ağırlıklarımız teorik olup; teslim anındaki tartımız geçerlidir.

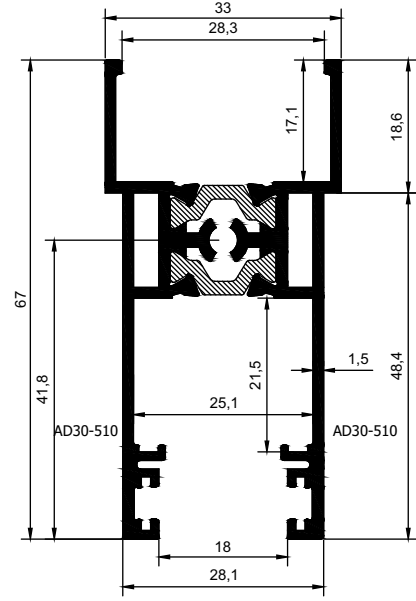
AD 55 ST YALITIMLI SÜRME DOĞRAMA SİSTEMİ ETEK PROFİLLERİ



ETEK PROFİLİ

AD 30 - 010 (1,206 Kg/m)

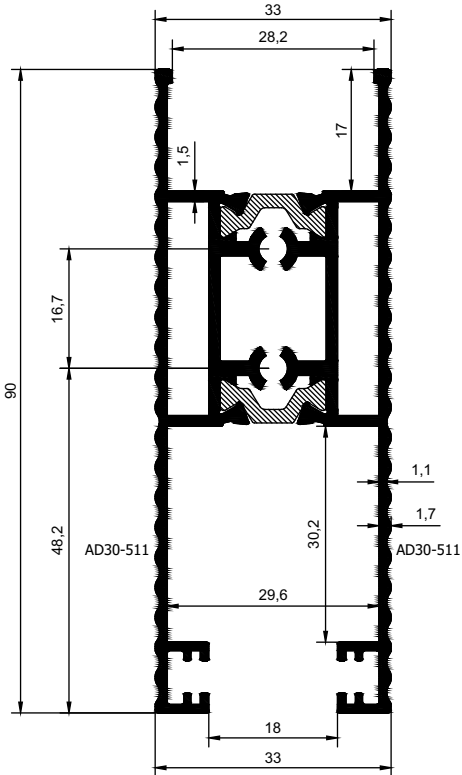
Jx : 16,52 cm⁴ Jy : 5,79 cm⁴



ETEK PROFİLİ

AD 30 - 011 (1,196 Kg/m)

Jx : 13,22 cm⁴ Jy : 5,62 cm⁴



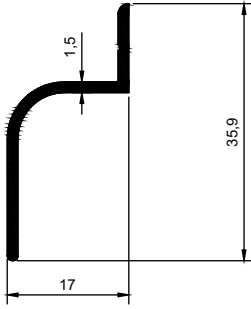
DEKORATİF ETEK PROFİLİ

AD 30 - 012 (1,580 Kg/m)

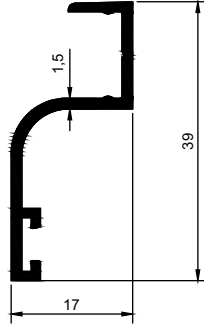
Jx : 32,49 cm⁴ Jy : 8,36 cm⁴

Uyarı: Tablodaki profil ağırlıklarımız teorik olup; teslim anındaki tartımız geçerlidir.

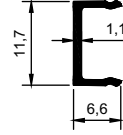
AD 55 ST YALITIMLI SÜRME DOĞRAMA SİSTEMİ PROFİLLERİ



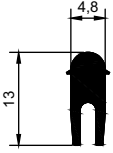
DAMLALIK PROFİLİ
AD 26 - 014 (0,195 Kg/m)



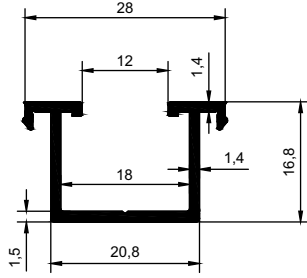
DAMLALIK PROFİLİ
AD 26 - 015 (0,267 Kg/m)



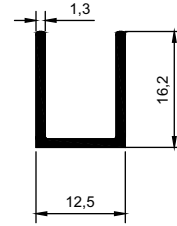
ÇITA PROFİLİ
AD 08 - 014 (0,059 Kg/m)



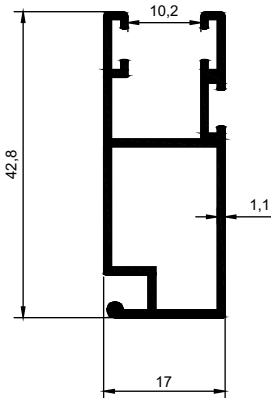
RAY PROFİLİ
AD 26 - 016 (0,125 Kg/m)



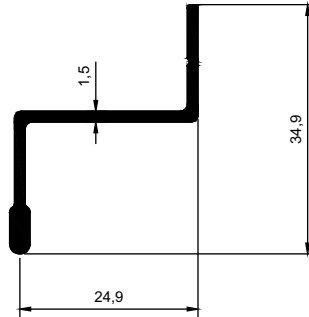
TEKCAM ÇITA PROFİLİ
AD 26 - 018 (0,270 Kg/m)



U PROFİLİ
AD 05 - 001 (0,146 Kg/m)



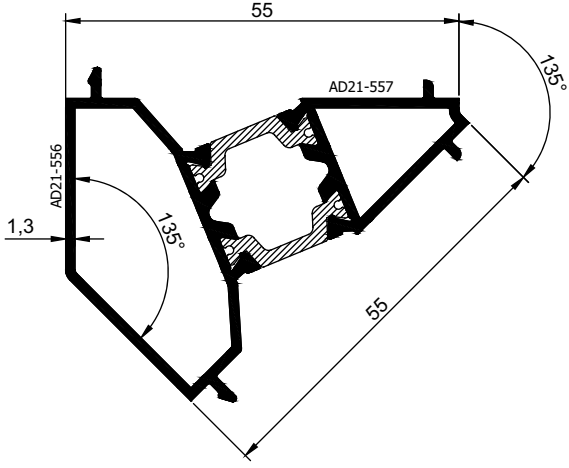
SİNEKLİK KANAT PROFİLİ
AD 16 - 005 (0,419 Kg/m)



SİNEKLİK RAY PROFİLİ
AD 16 - 010 (0,261 Kg/m)

Uyarı: Tablodaki profil ağırlıklarımız teorik olup; teslim anındaki tartımız geçerlidir.

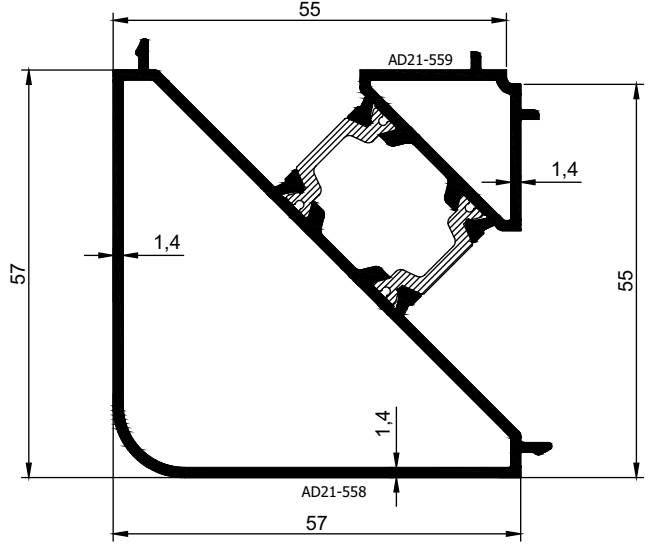
AD 55 ST YALITIMLI SÜRME DOĞRAMA SİSTEMİ KÖŞE PROFİLLERİ



135° KÖŞE PROFİLİ

AD 21 - 031 (0,900 Kg/m)

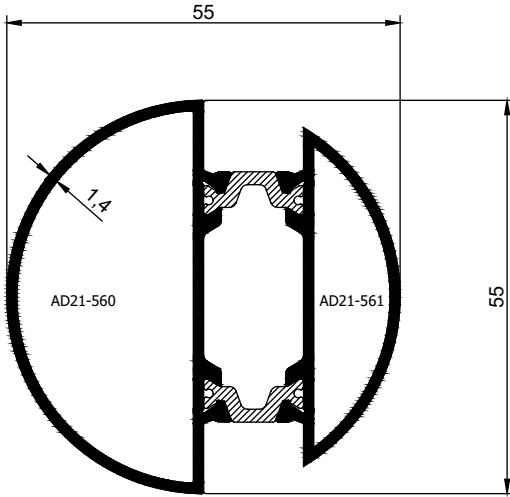
Jx : 8,97 cm⁴ Jy : 4,14 cm⁴



90° KÖŞE PROFİLİ

AD 21 - 032 (1,302 Kg/m)

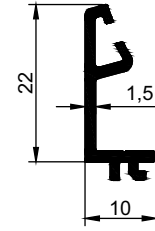
Jx : 18,26 cm⁴ Jy : 18,24 cm⁴



KÖŞE PROFİLİ

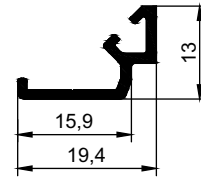
AD 21 - 039 (1,132 Kg/m)

Jx : 11,19 cm⁴ Jy : 9,99 cm⁴



ÇITA PROFİLİ

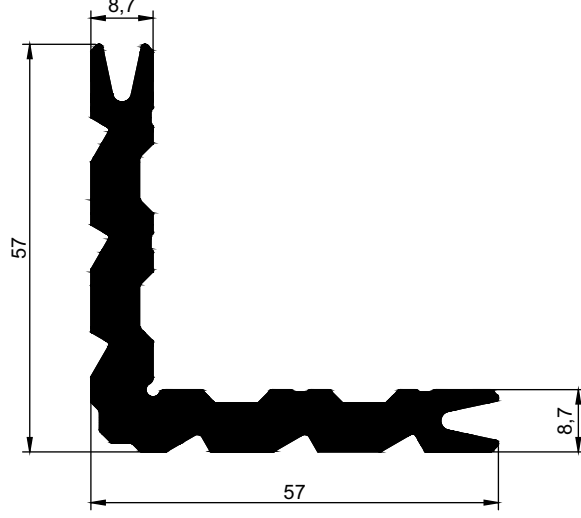
AD 21 - 040 (0,179 Kg/m)



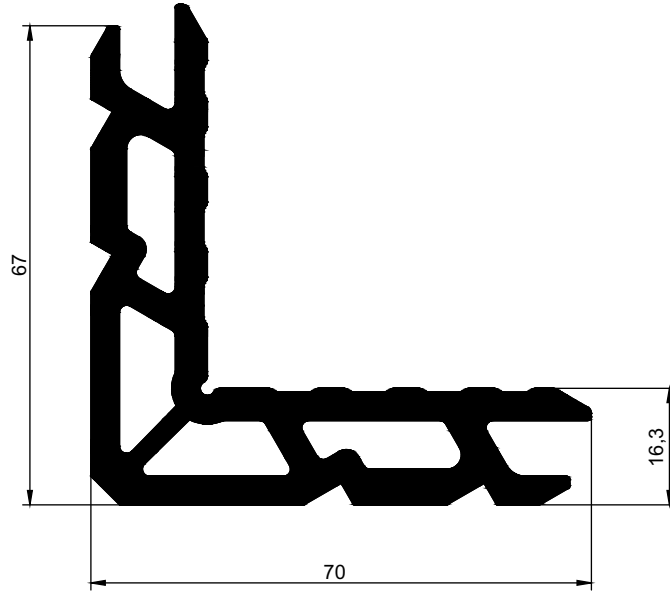
ÇITA PROFİLİ

AD 21 - 041 (0,140 Kg/m)

AD 55 ST YALITIMLI SÜRME DOĞRAMA SİSTEMİ KÖŞE TAKOZU PROFİLLERİ



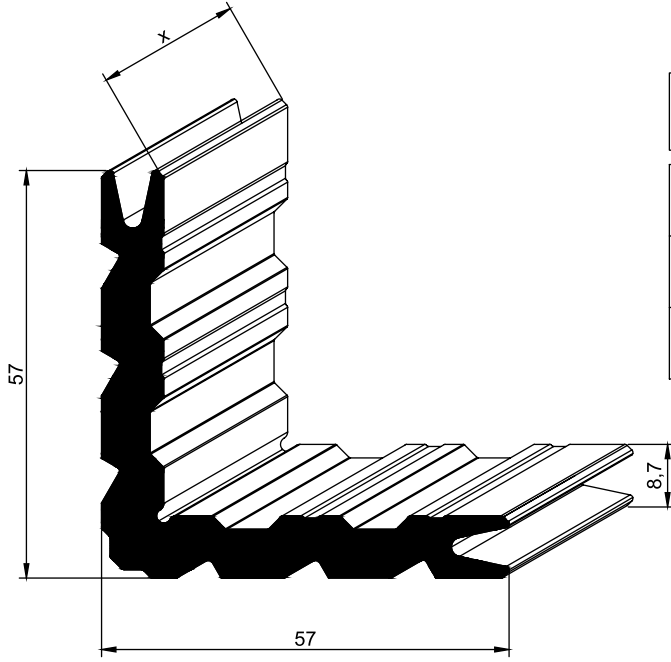
KÖŞE TAKOZU
AD 22 - 065 (1,958 Kg/m)



KÖŞE TAKOZU
AD 21 - 047 (3,220 Kg/m)

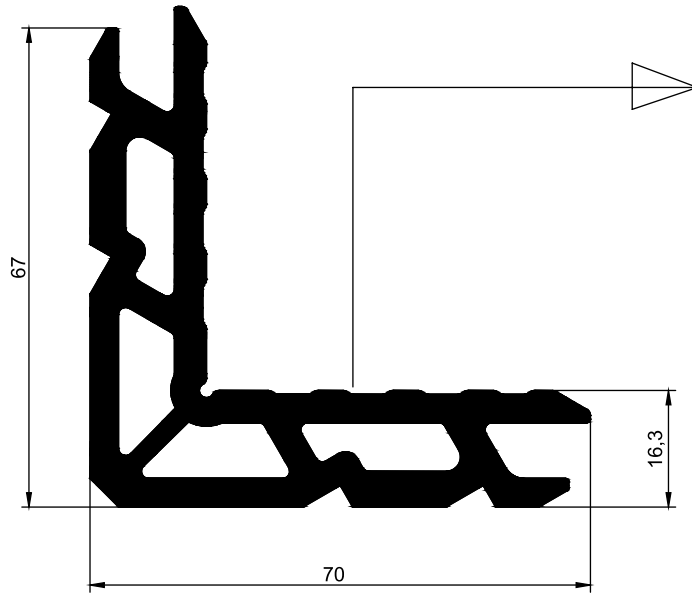
Uyarı: Tablodaki profil ağırlıklarımız teorik olup; teslim anındaki tartımız geçerlidir.

AD 55 ST YALITIMLI SÜRME DOĞRAMA SİSTEMİ KÖŞE TAKOZU KESİM ÖLÇÜLERİ

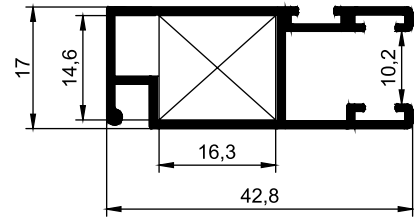


AD 22 - 065 (1,958 Kg/m)

Kullanılan Profil	İç Kesim Ölçüsü (X)	Dış Kesim Ölçüsü (X)
AD 30 - 001	13,7 mm	18,5 mm
AD 30 - 002	13,7 mm	13,7 mm
AD 30 - 003	13,7 mm	46 mm



AD 21 - 047 (3,220 Kg/m)

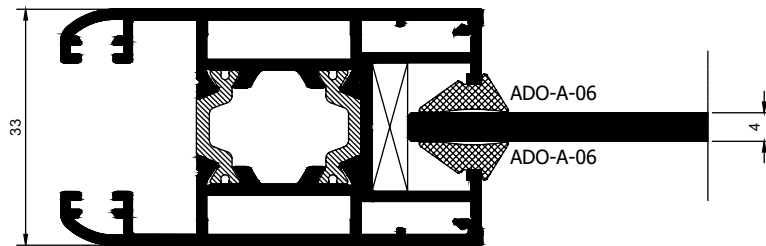
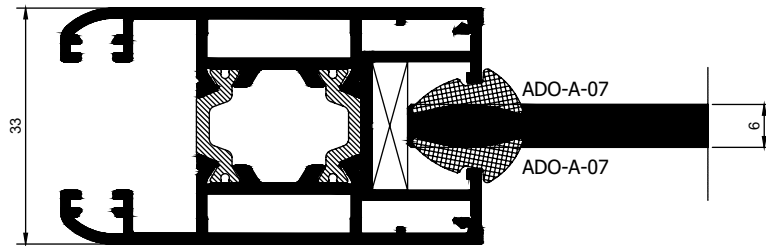
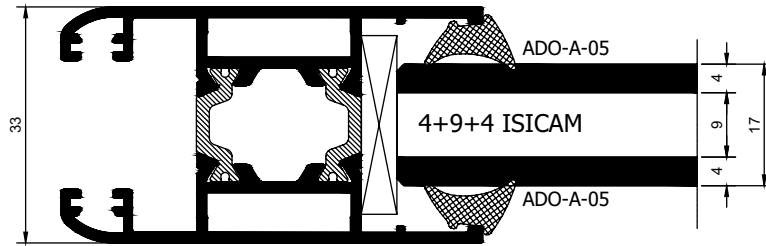
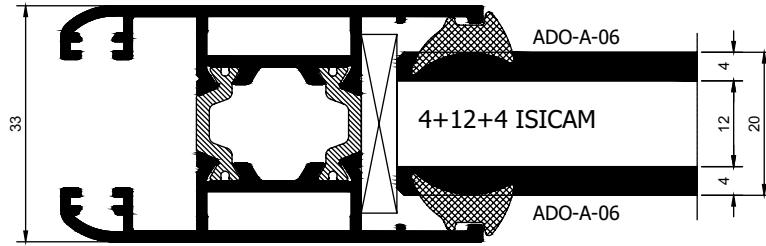
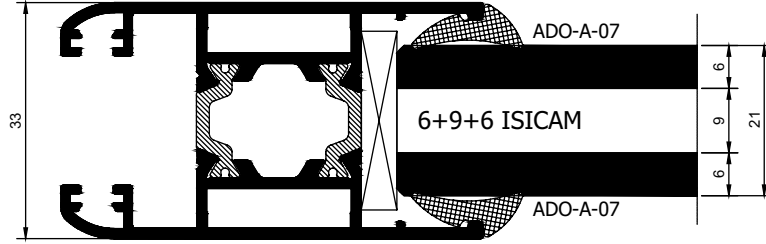
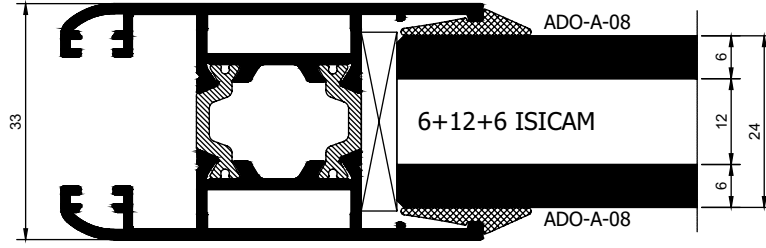


AD 16 - 005 (0,419 Kg/m)

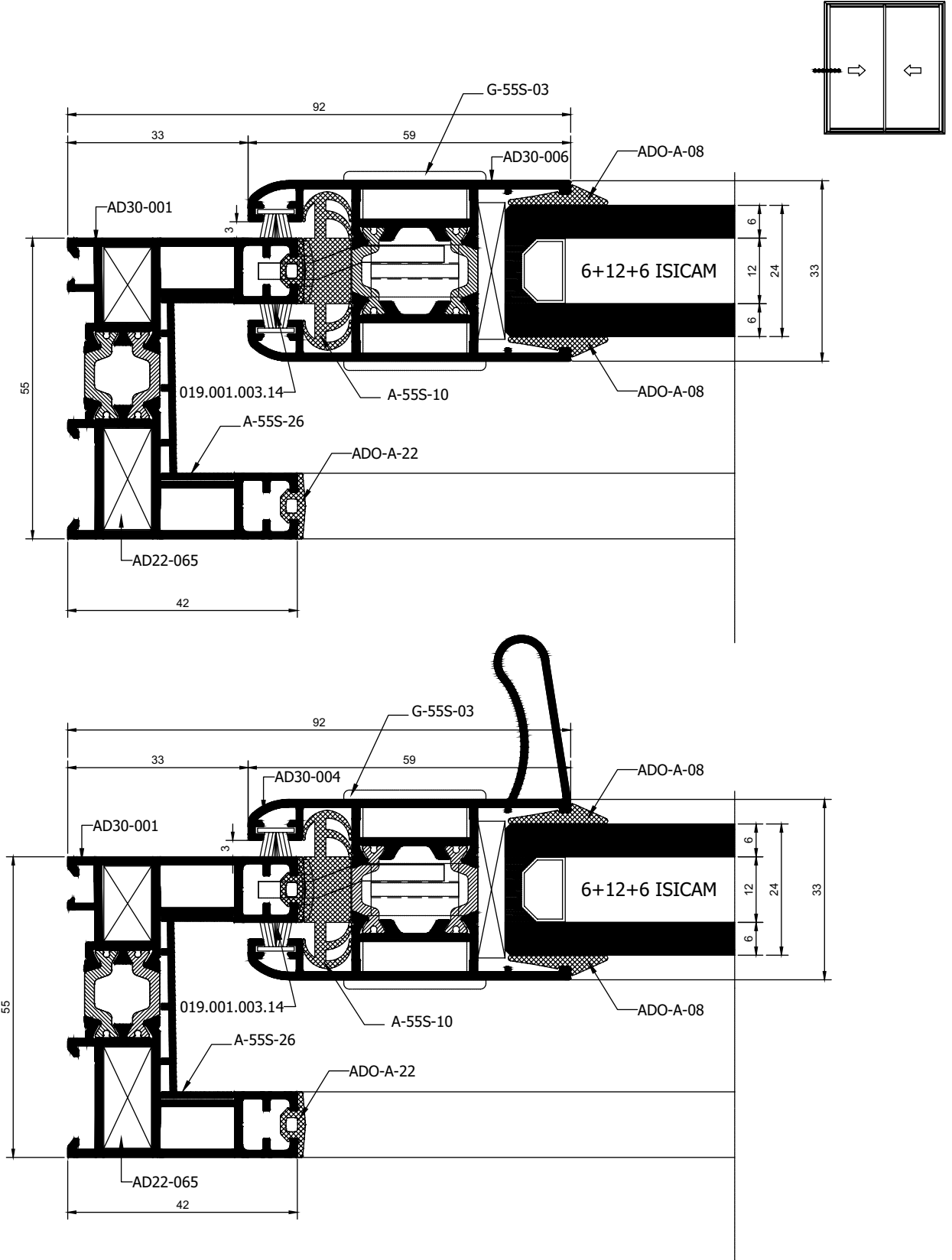
Kullanılan Prf.	Kesim Ölçüsü
AD 16 - 005	14,6 mm

Uyarı: Tablodaki profil ağırlıklarımız teorik olup; teslim anındaki tartımız geçerlidir.

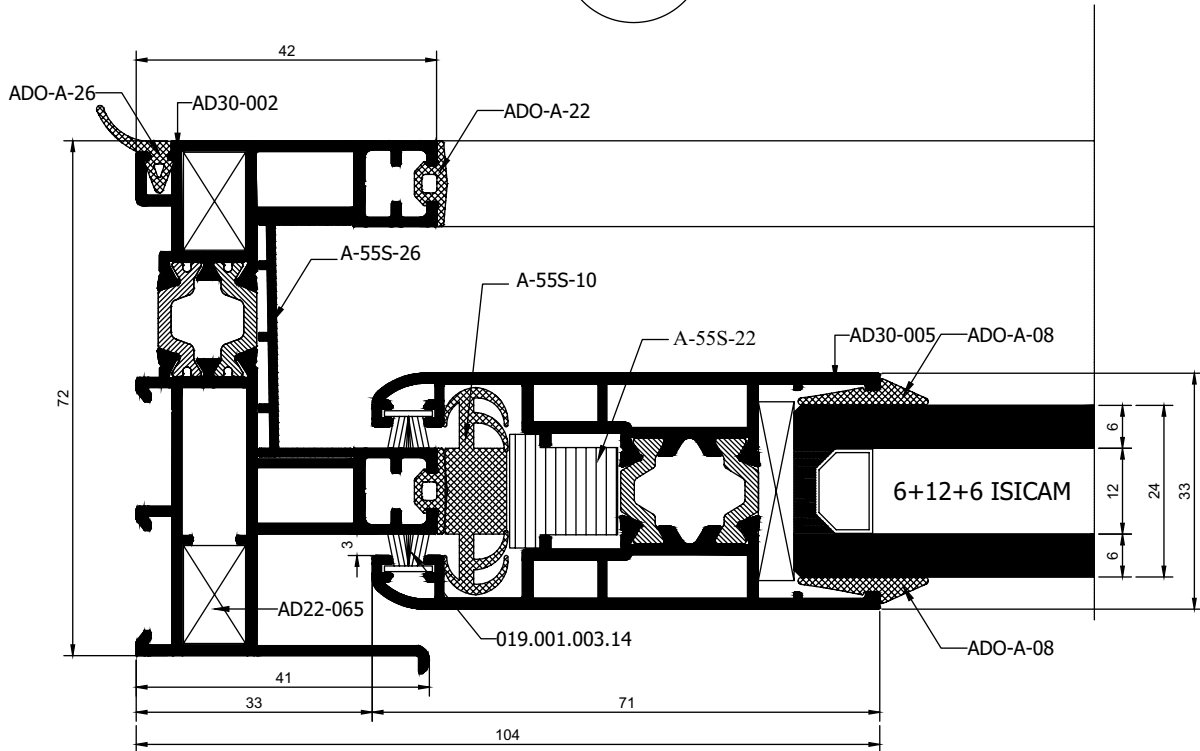
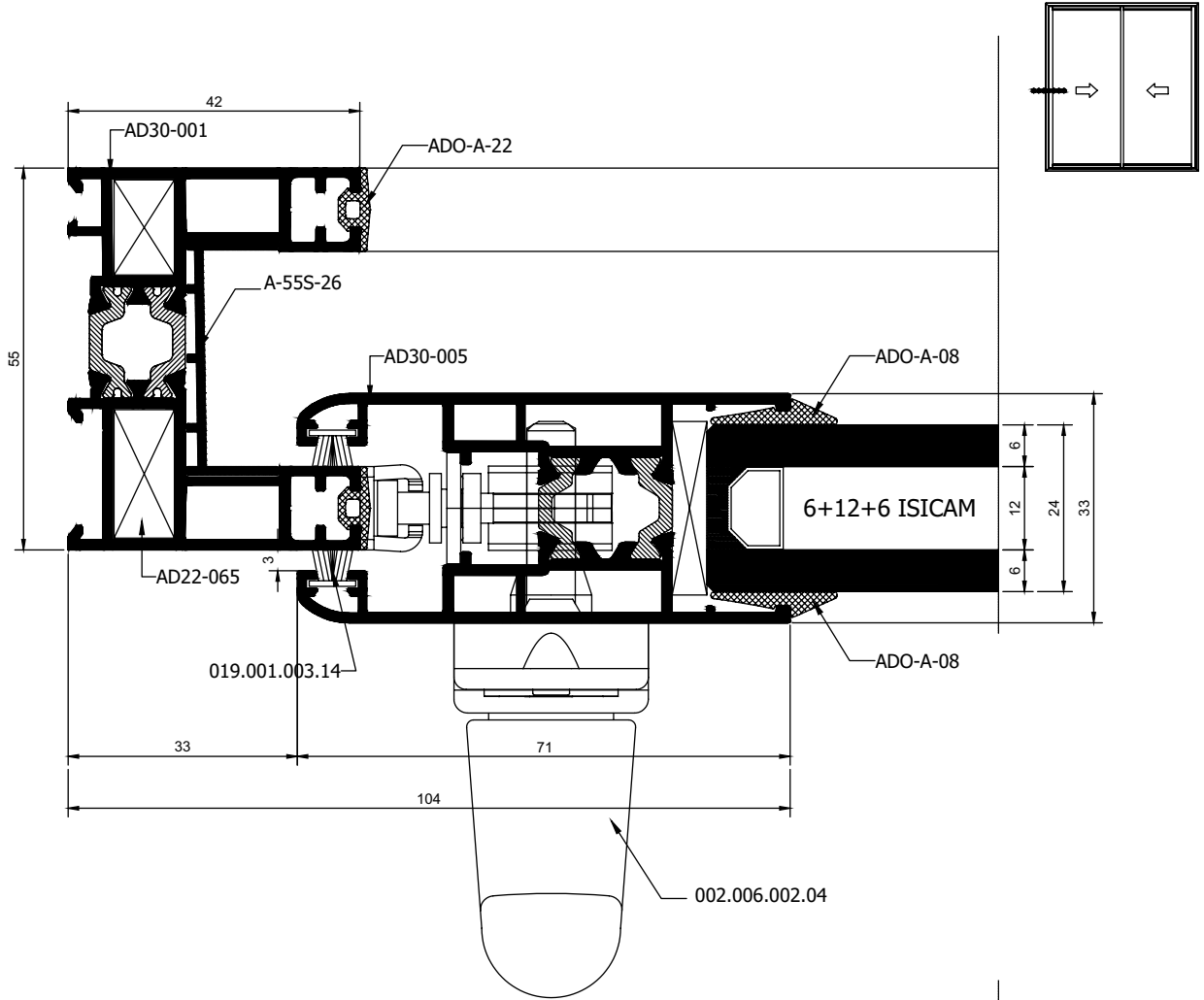
AD 55 ST YALITIMLI SÜRME DOĞRAMA SİSTEMİ CAM KOMBİNASYONU



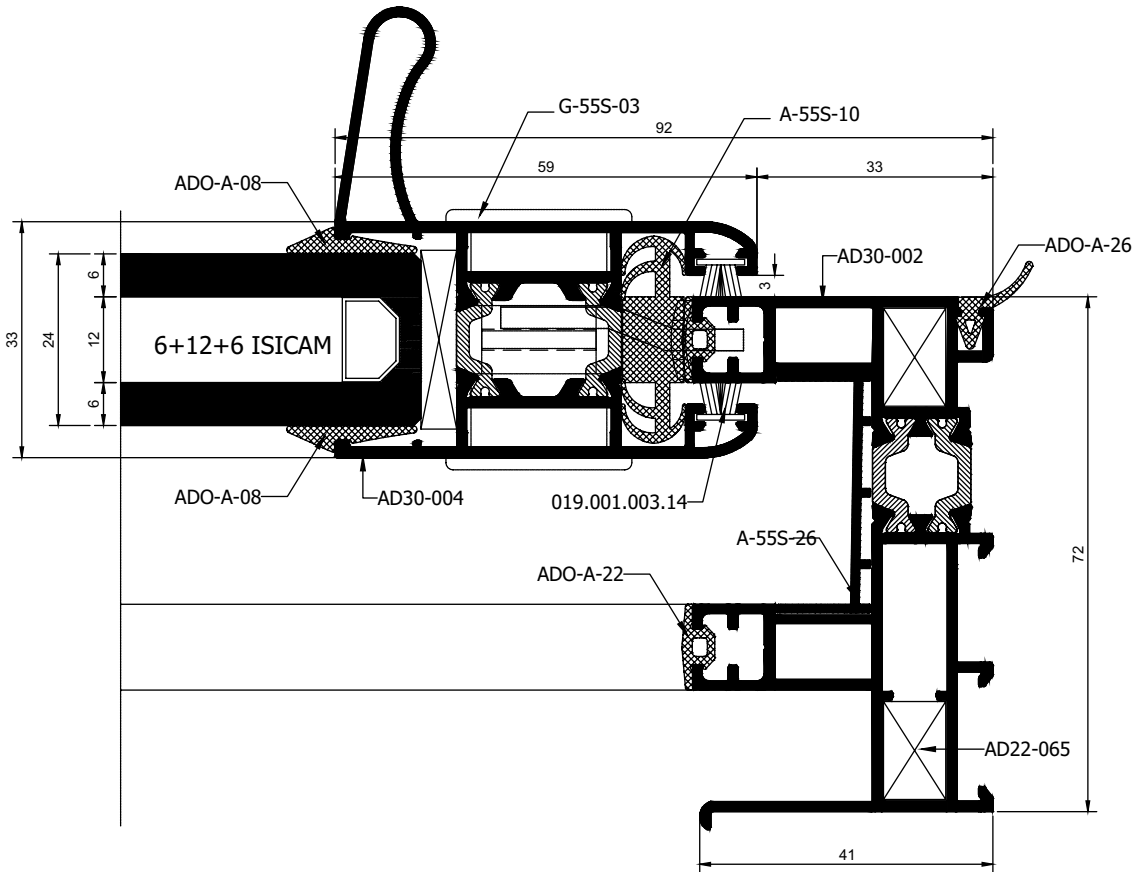
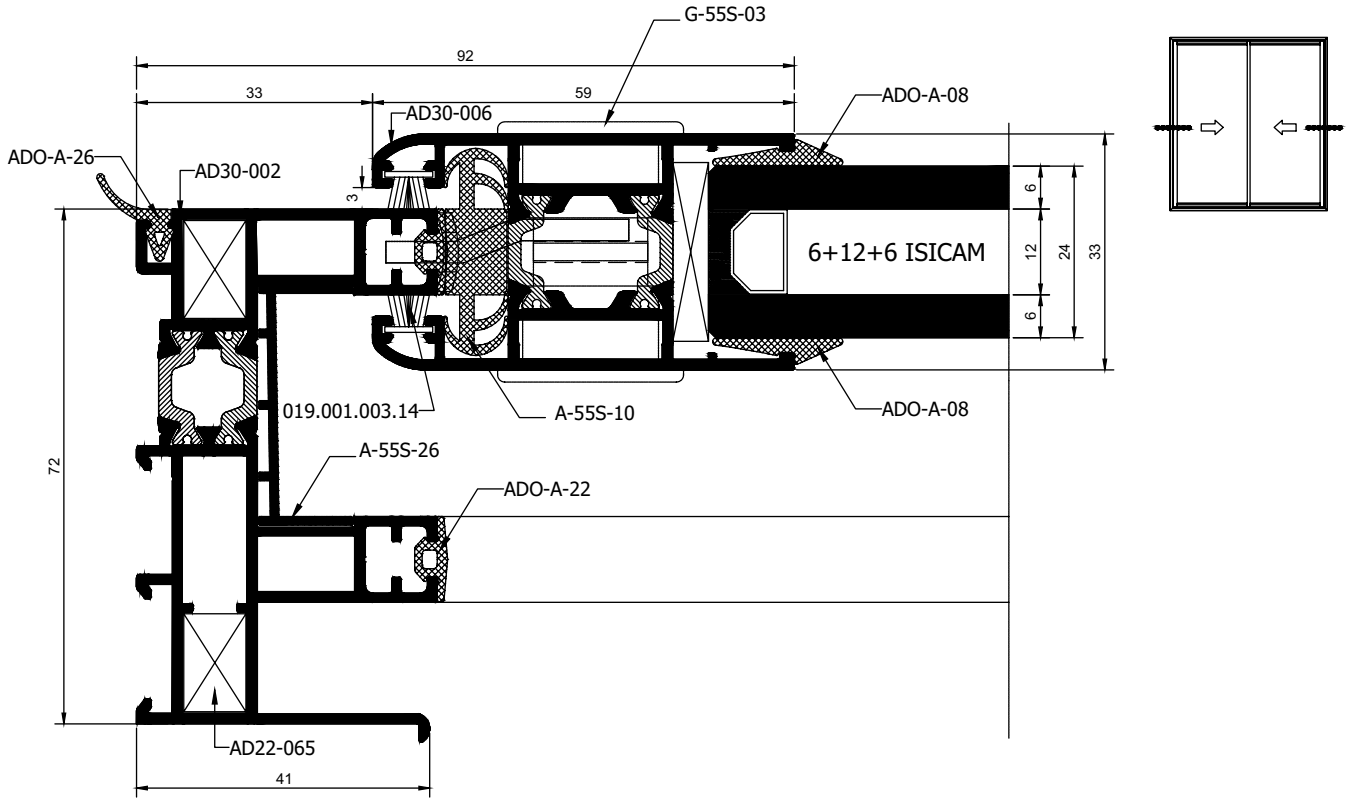
AD 55 ST YALITIMLI SÜRME DOĞRAMA SİSTEMİ



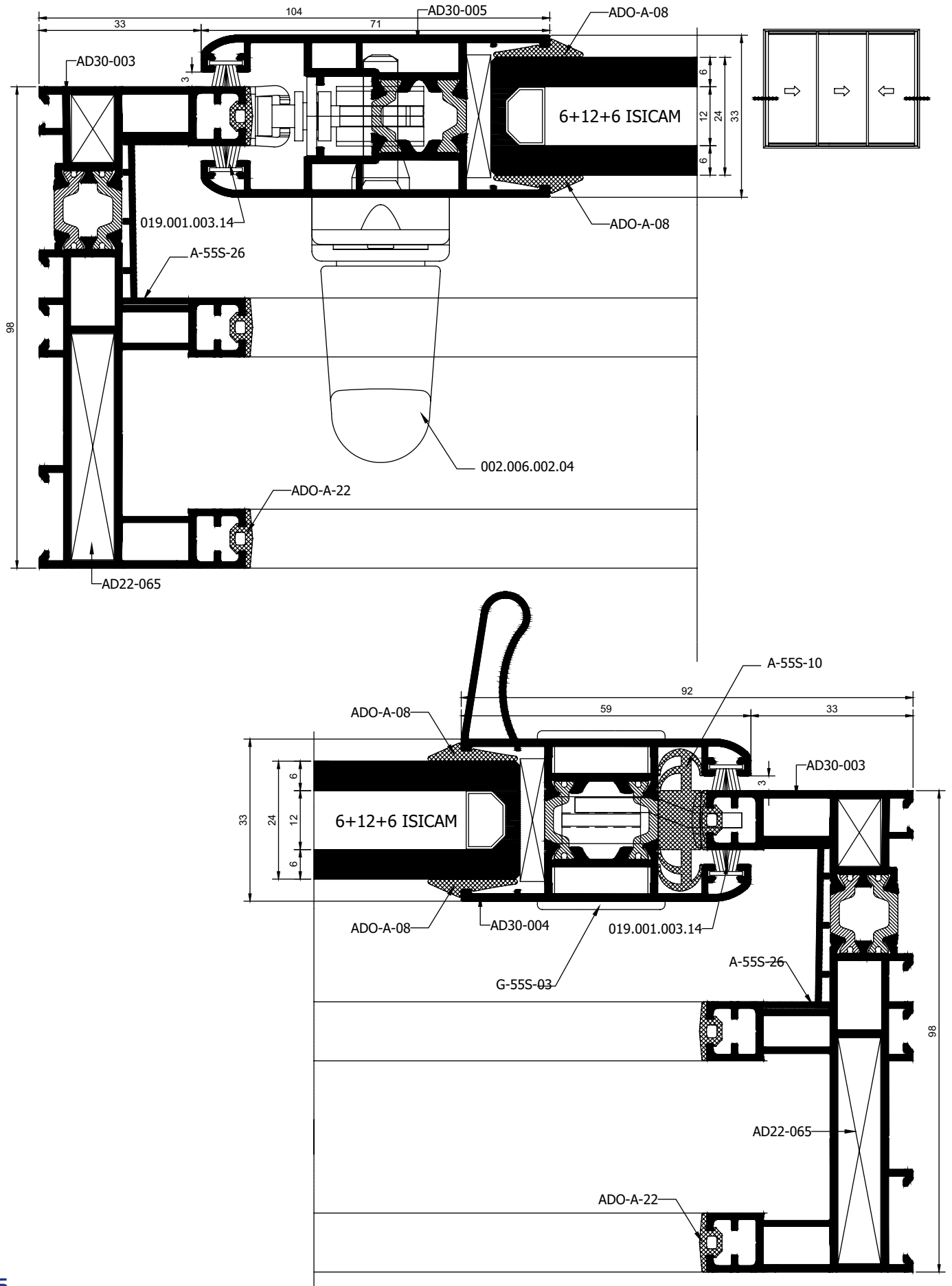
AD 55 ST YALITIMLI SÜRME DOĞRAMA SİSTEMİ



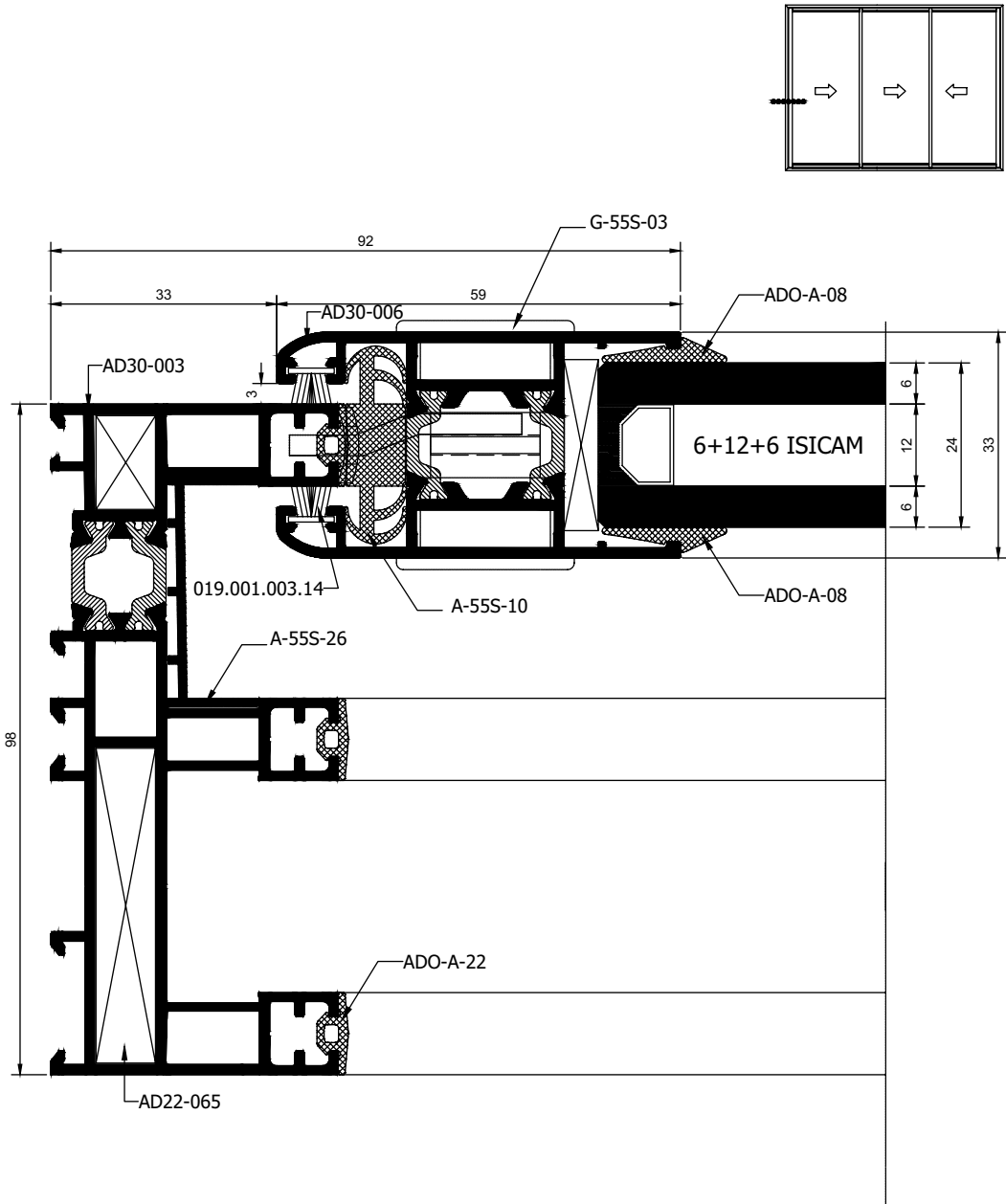
AD 55 ST YALITIMLI SÜRME DOĞRAMA SİSTEMİ



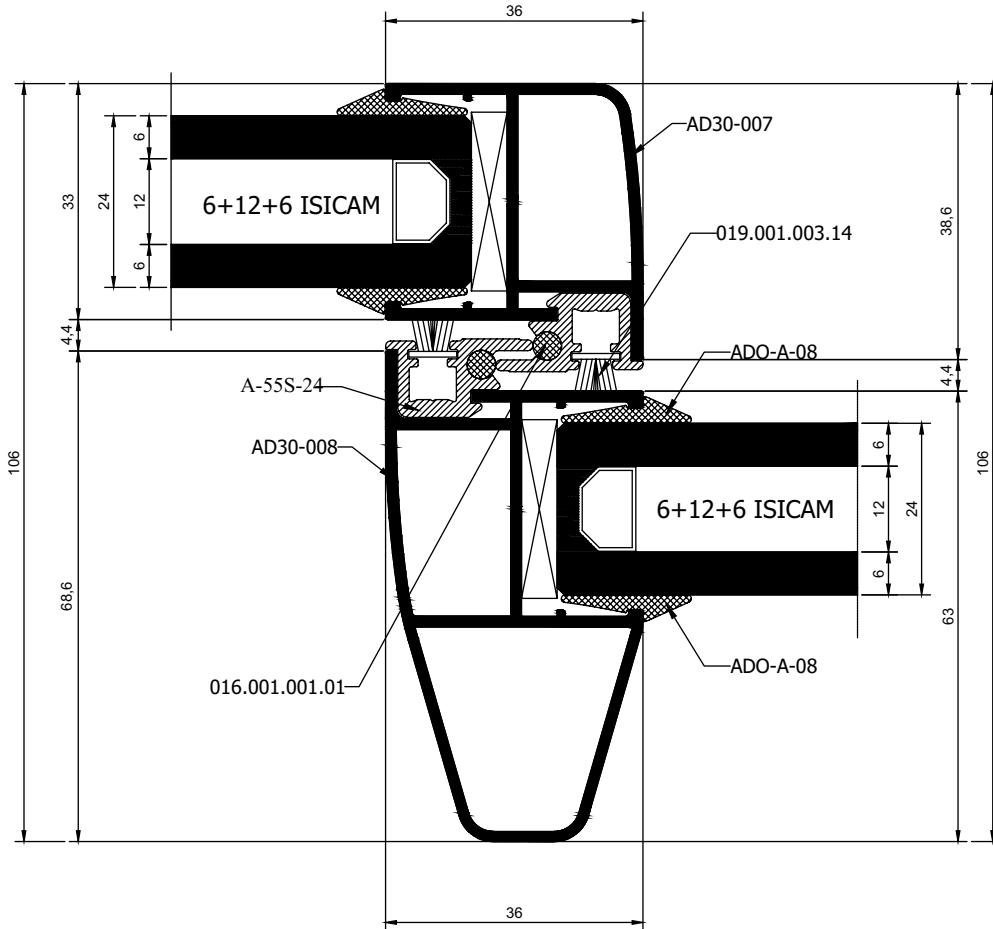
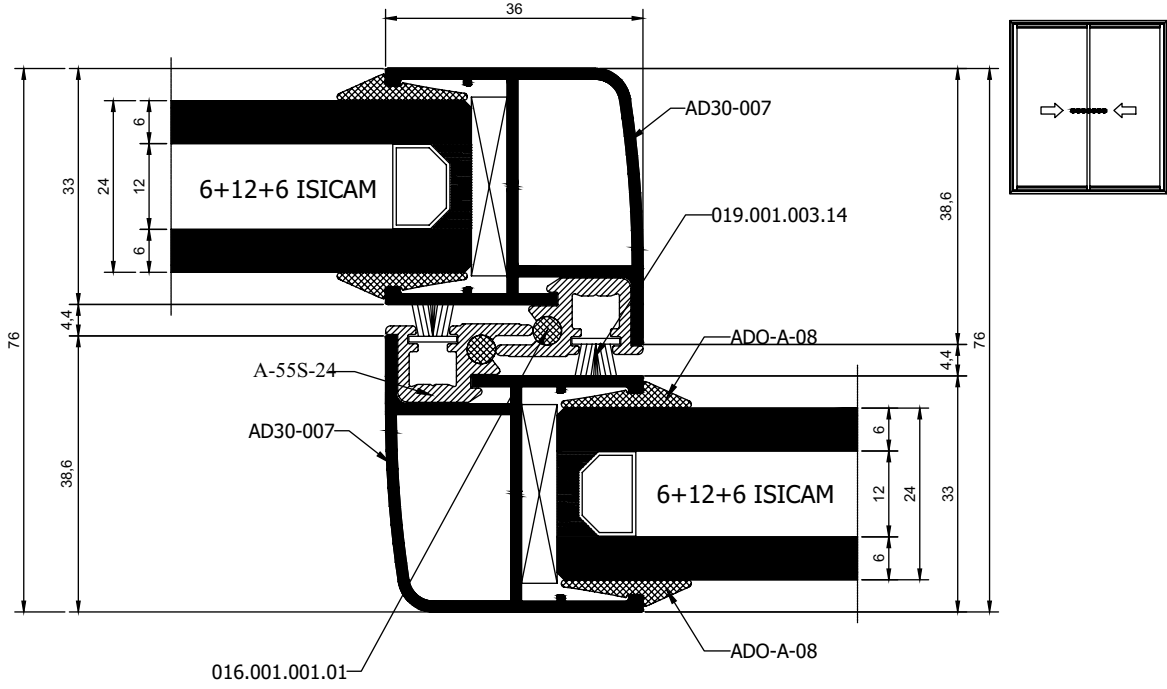
AD 55 ST YALITIMLI SÜRME DOĞRAMA SİSTEMİ



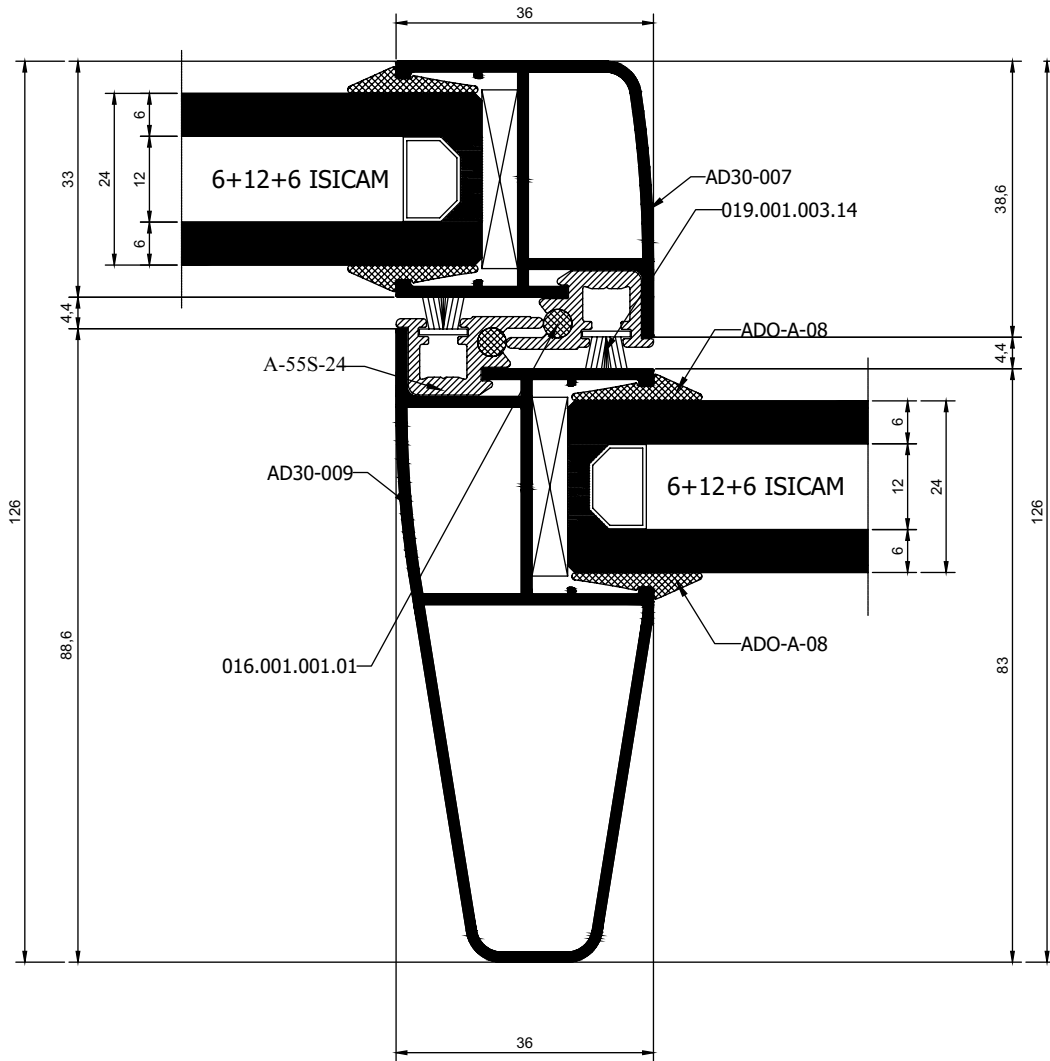
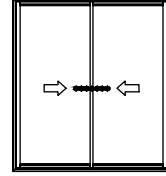
AD 55 ST YALITIMLI SÜRME DOĞRAMA SİSTEMİ



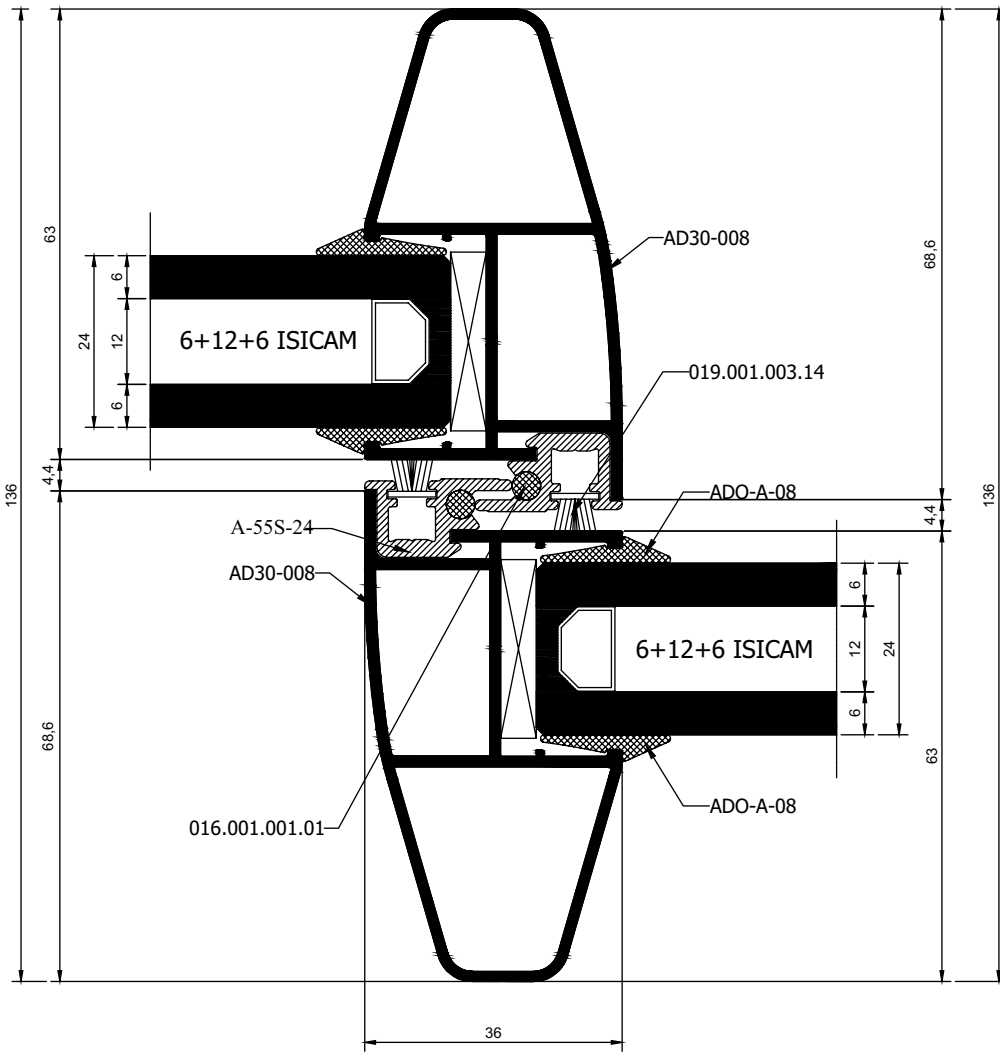
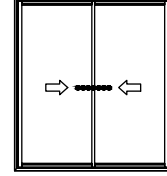
AD 55 ST YALITIMLI SÜRME DOĞRAMA SİSTEMİ



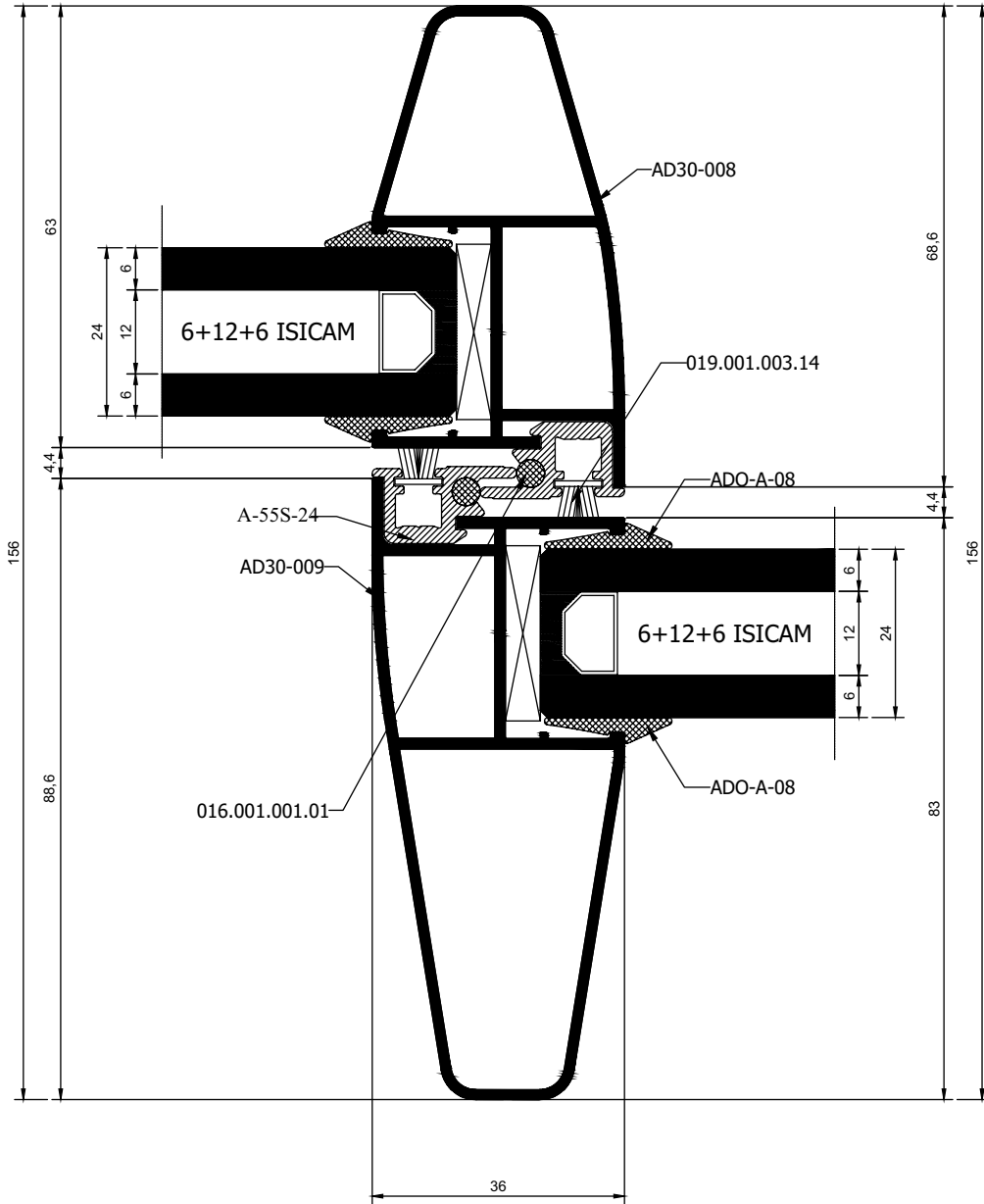
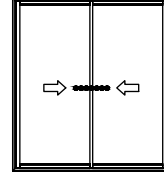
AD 55 ST YALITIMLI SÜRME DOĞRAMA SİSTEMİ



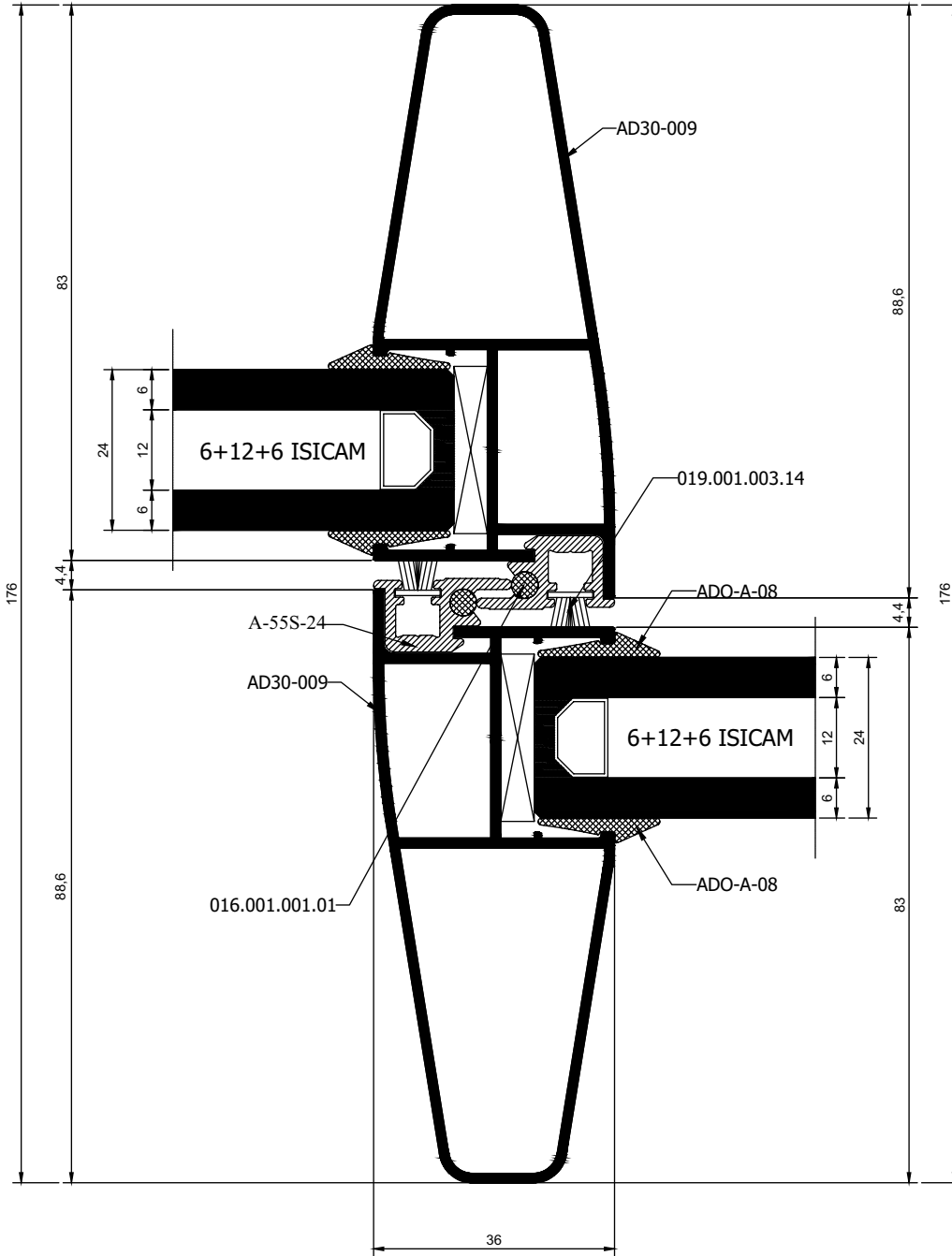
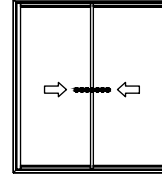
AD 55 ST YALITIMLI SÜRME DOĞRAMA SİSTEMİ



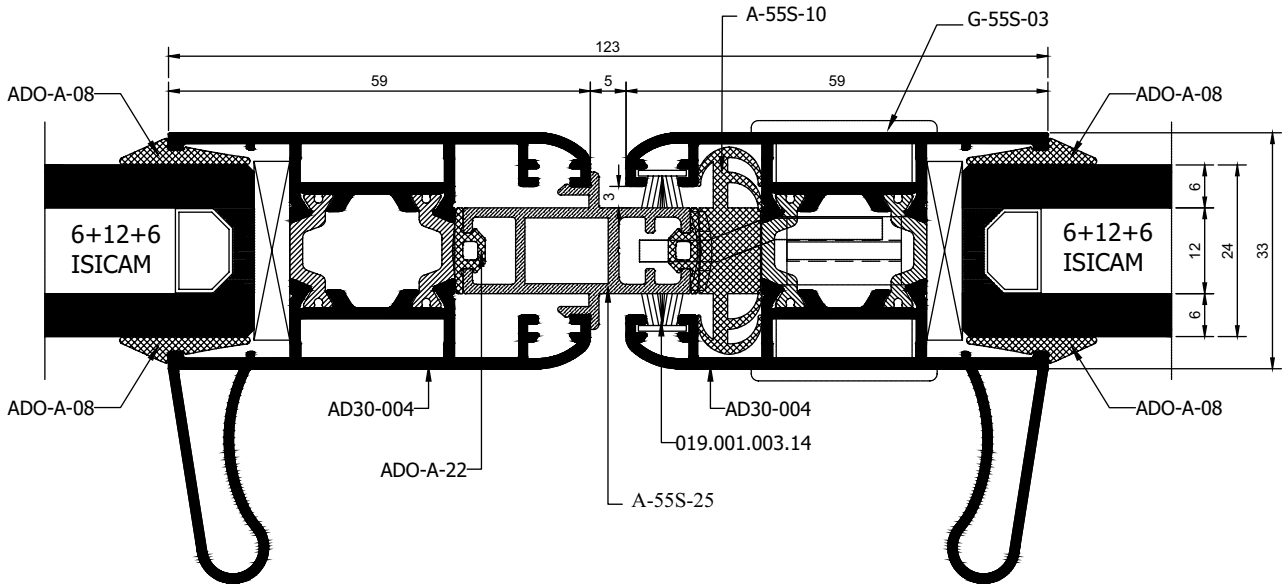
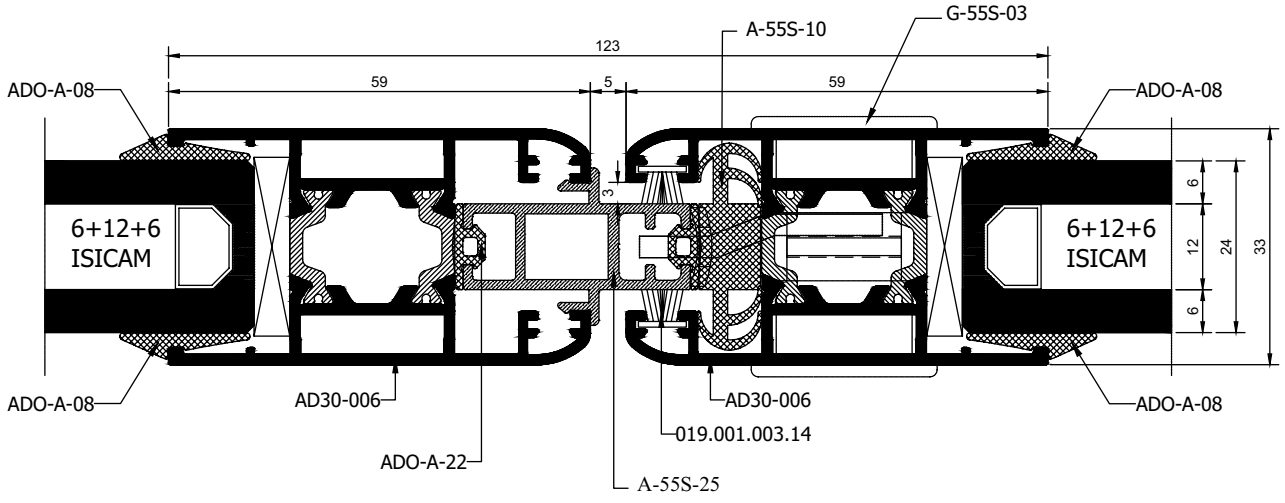
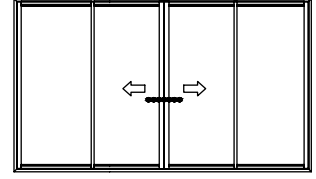
AD 55 ST YALITIMLI SÜRME DOĞRAMA SİSTEMİ



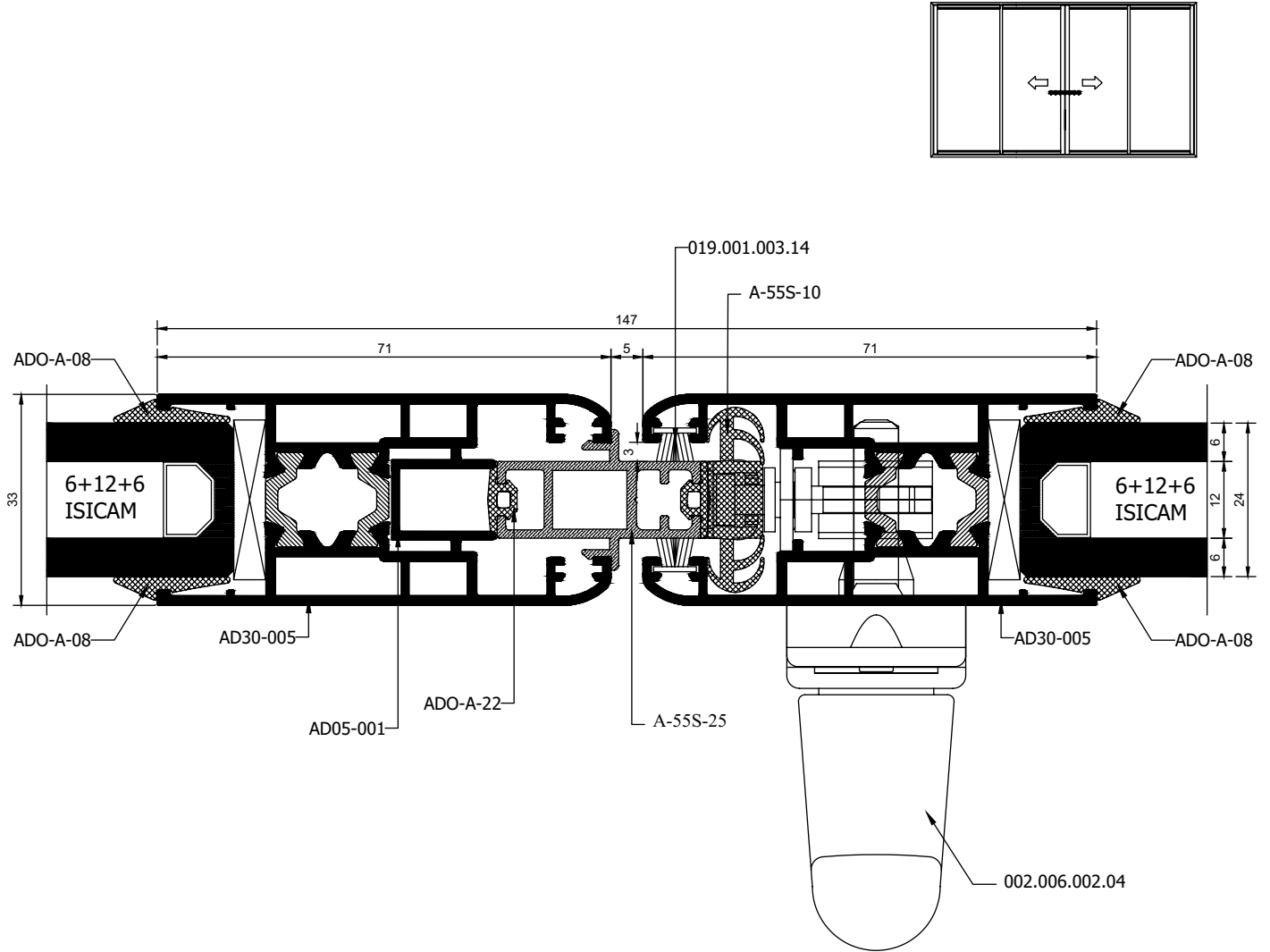
AD 55 ST YALITIMLI SÜRME DOĞRAMA SİSTEMİ



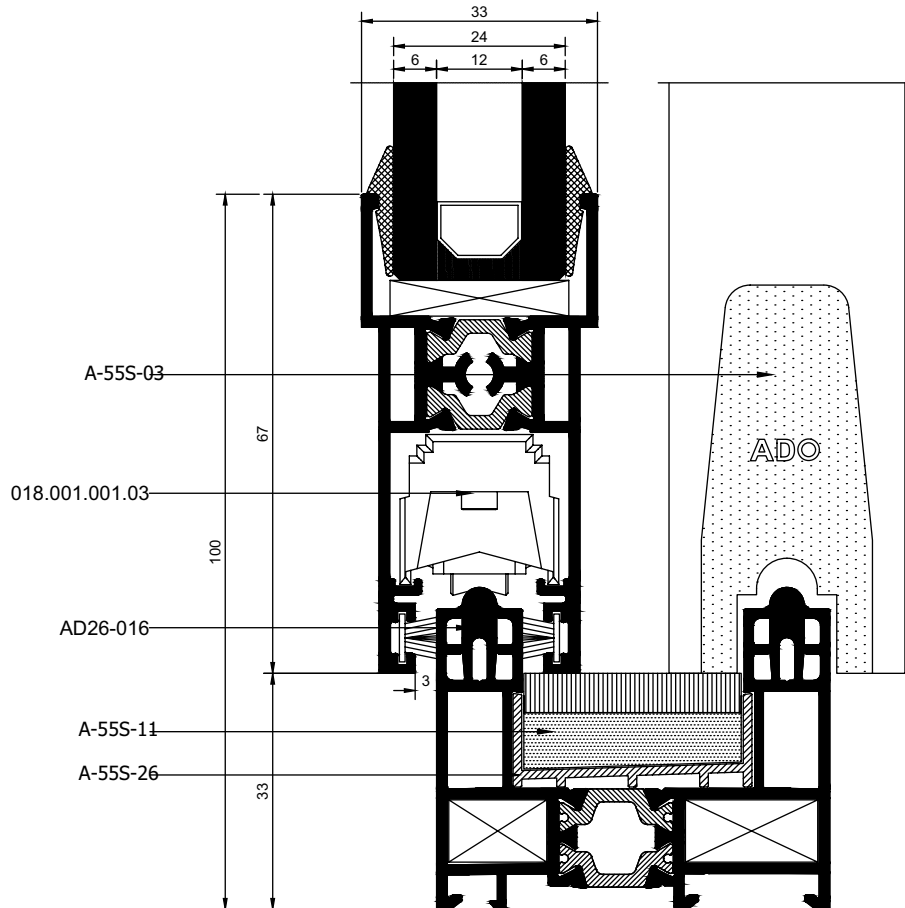
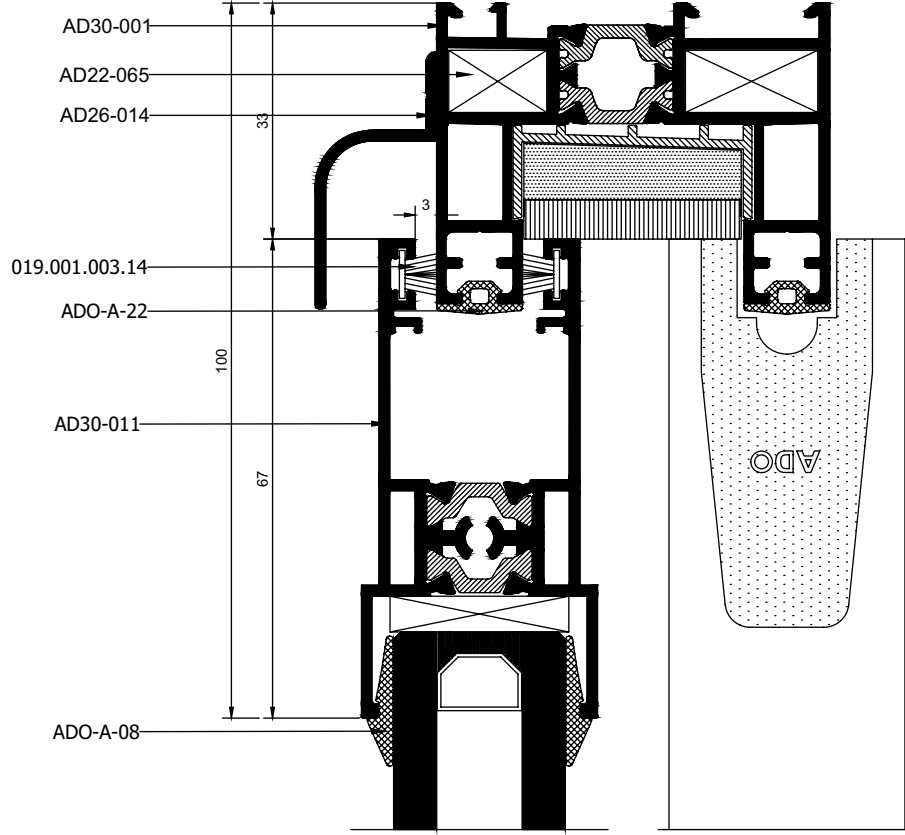
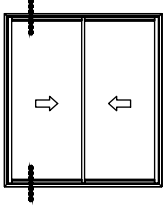
AD 55 ST YALITIMLI SÜRME DOĞRAMA SİSTEMİ



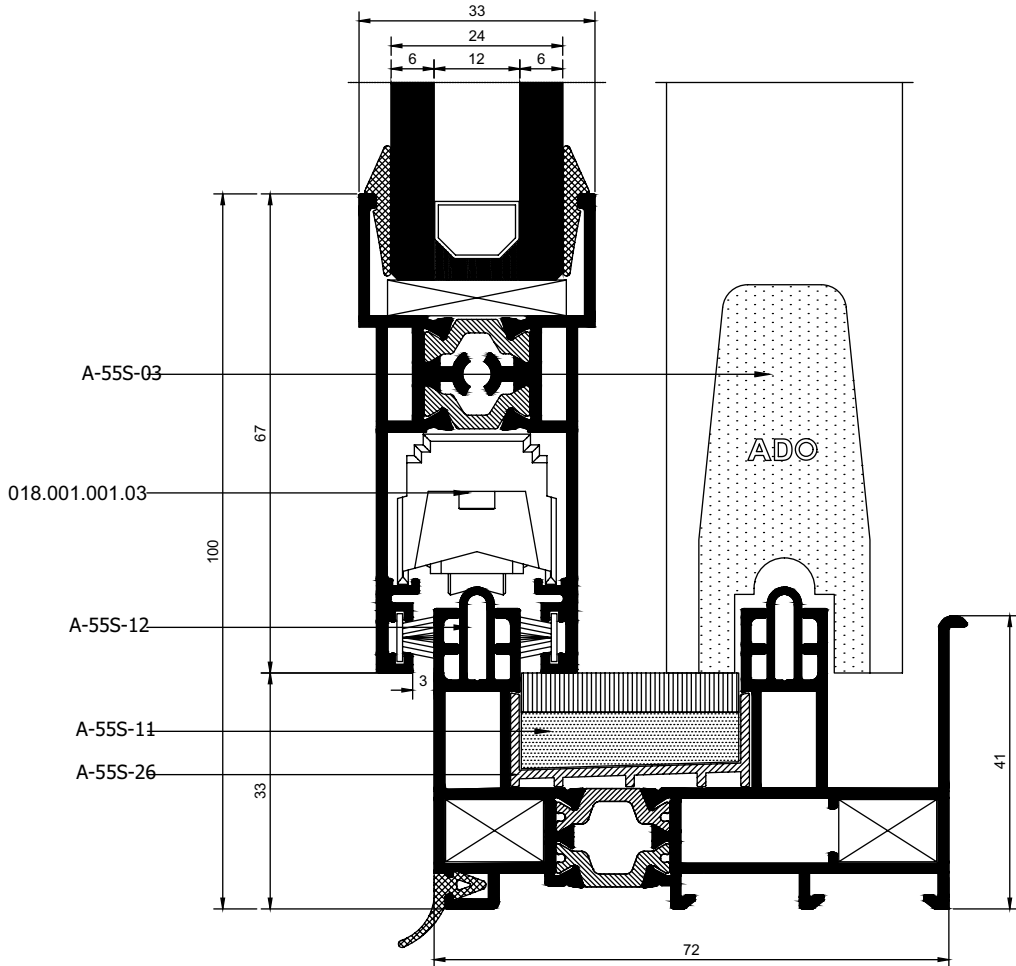
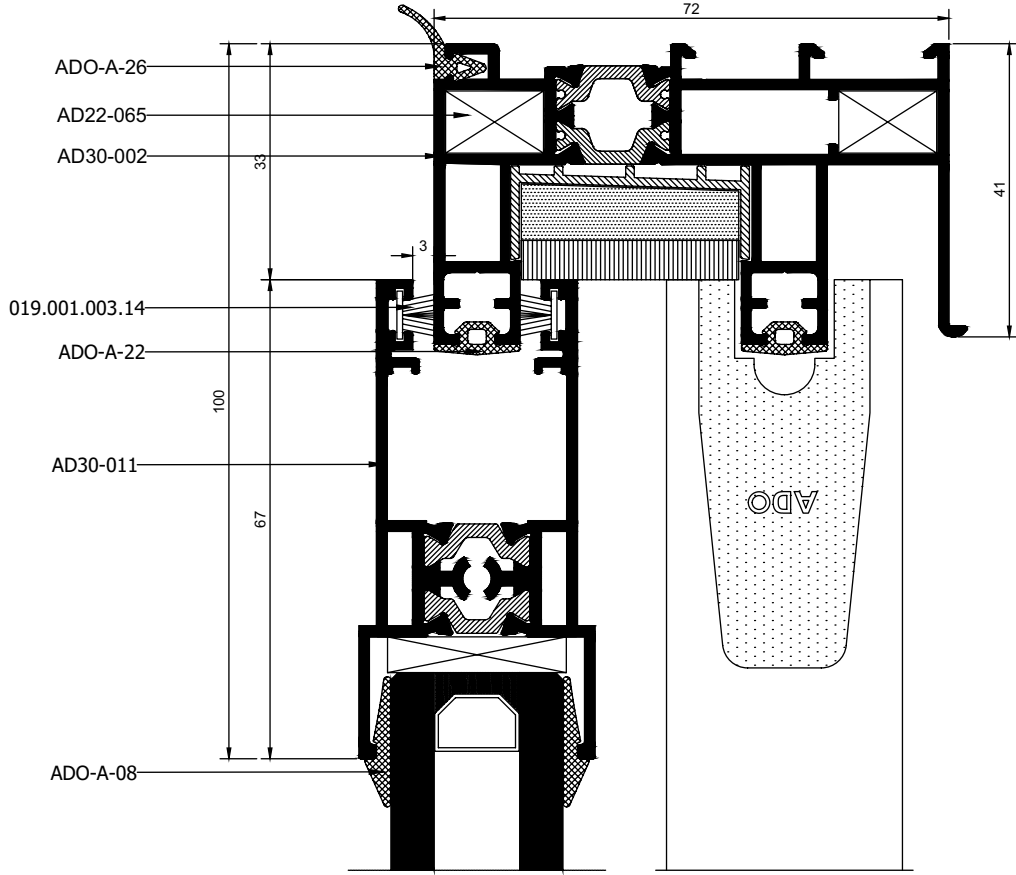
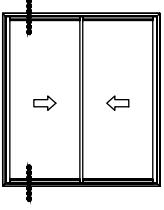
AD 55 ST YALITIMLI SÜRME DOĞRAMA SİSTEMİ



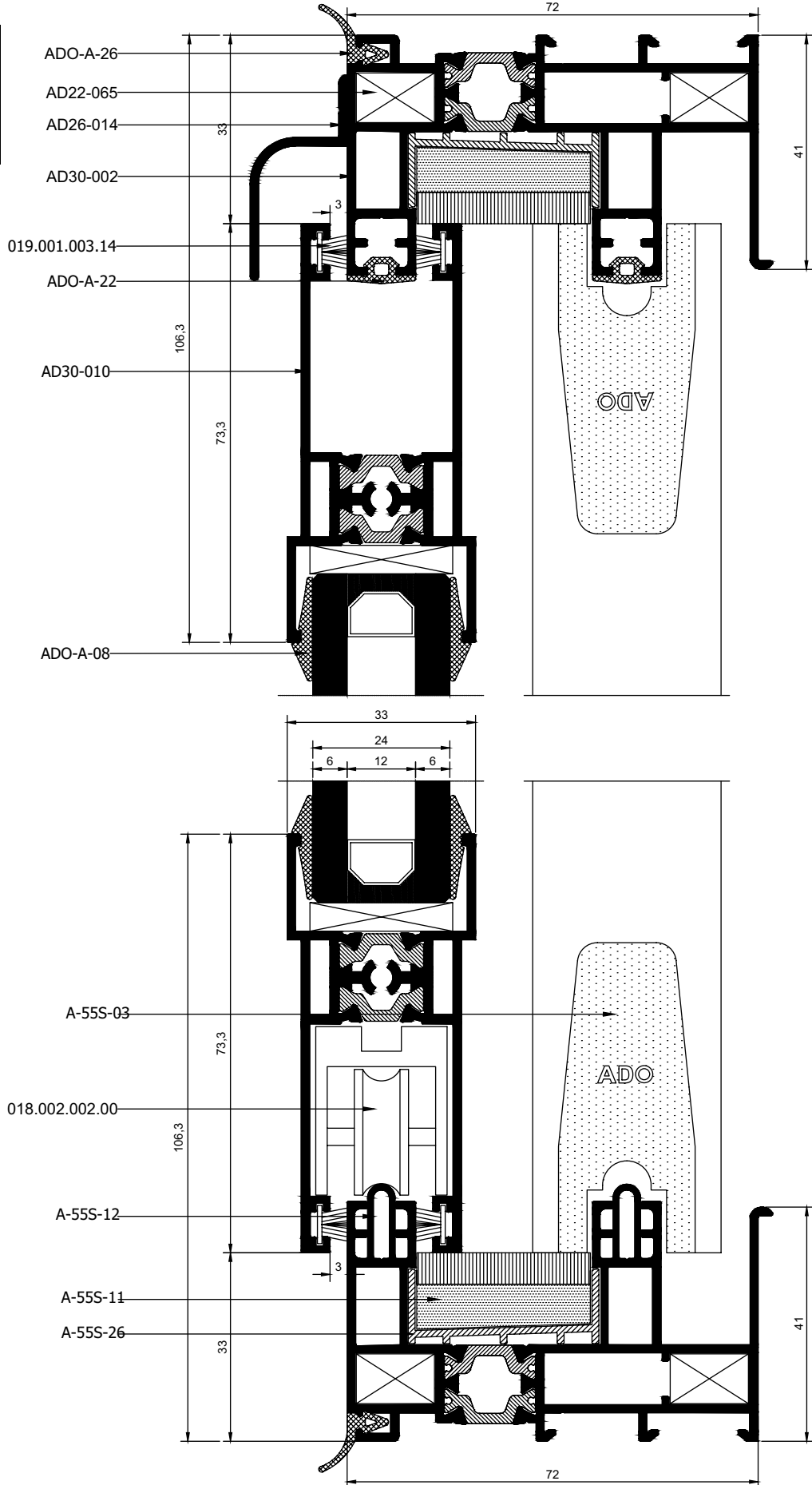
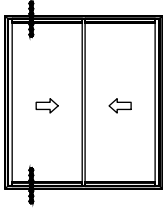
AD 55 ST YALITIMLI SÜRME DOĞRAMA SİSTEMİ



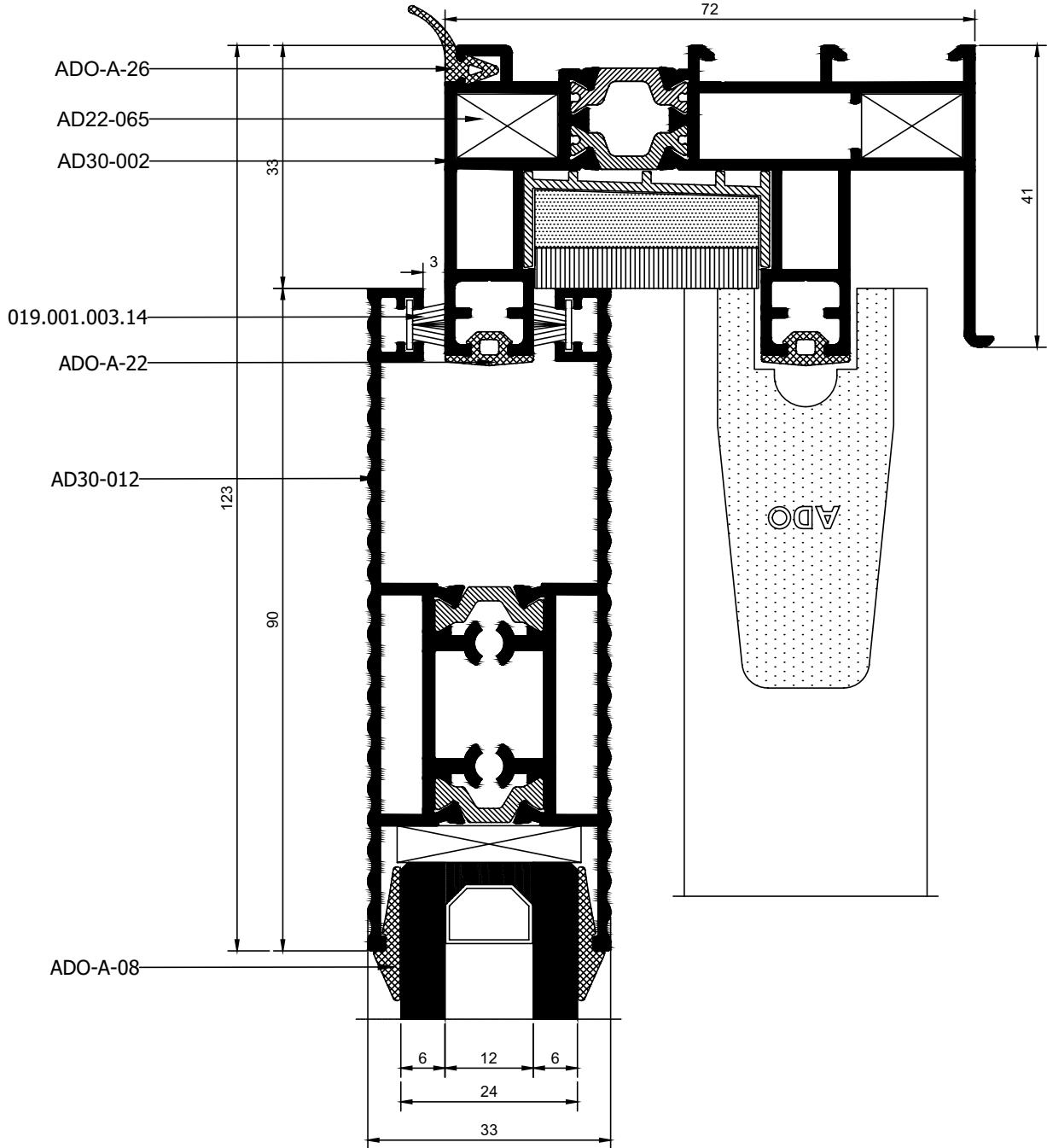
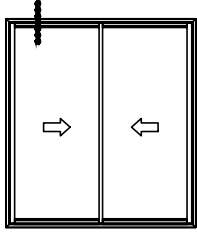
AD 55 ST YALITIMLI SÜRME DOĞRAMA SİSTEMİ



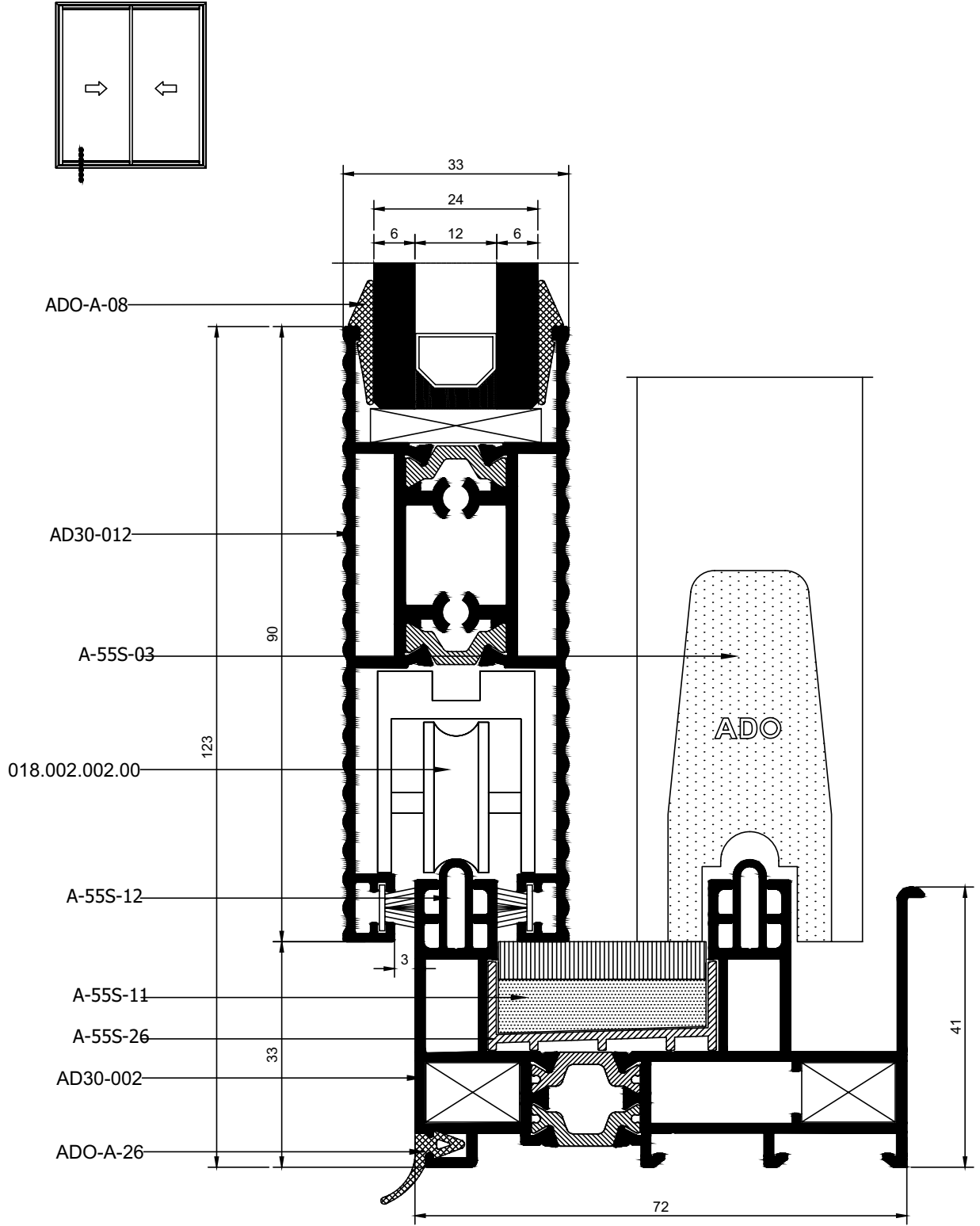
AD 55 ST YALITIMLI SÜRME DOĞRAMA SİSTEMİ



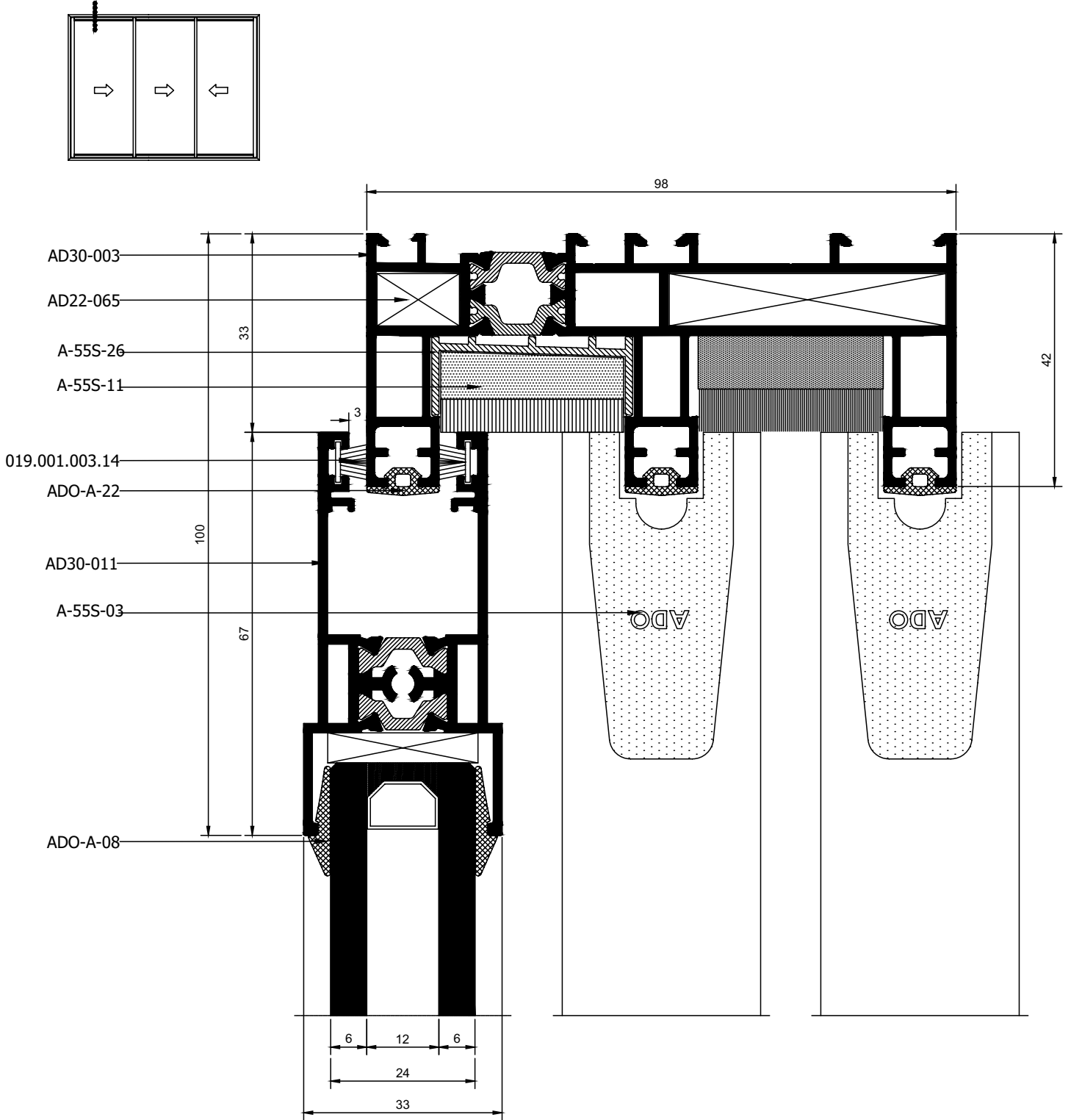
AD 55 ST YALITIMLI SÜRME DOĞRAMA SİSTEMİ



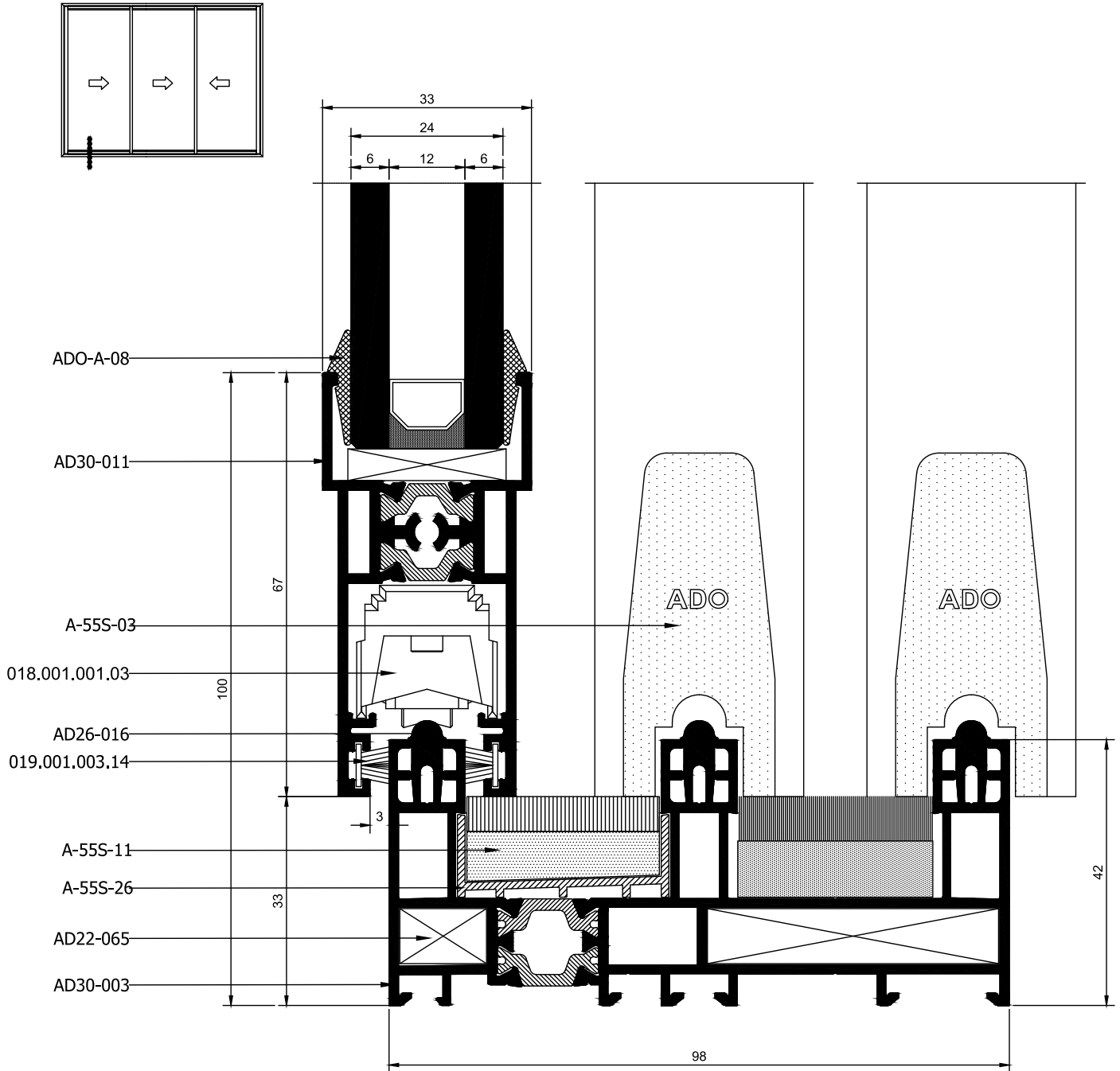
AD 55 ST YALITIMLI SÜRME DOĞRAMA SİSTEMİ



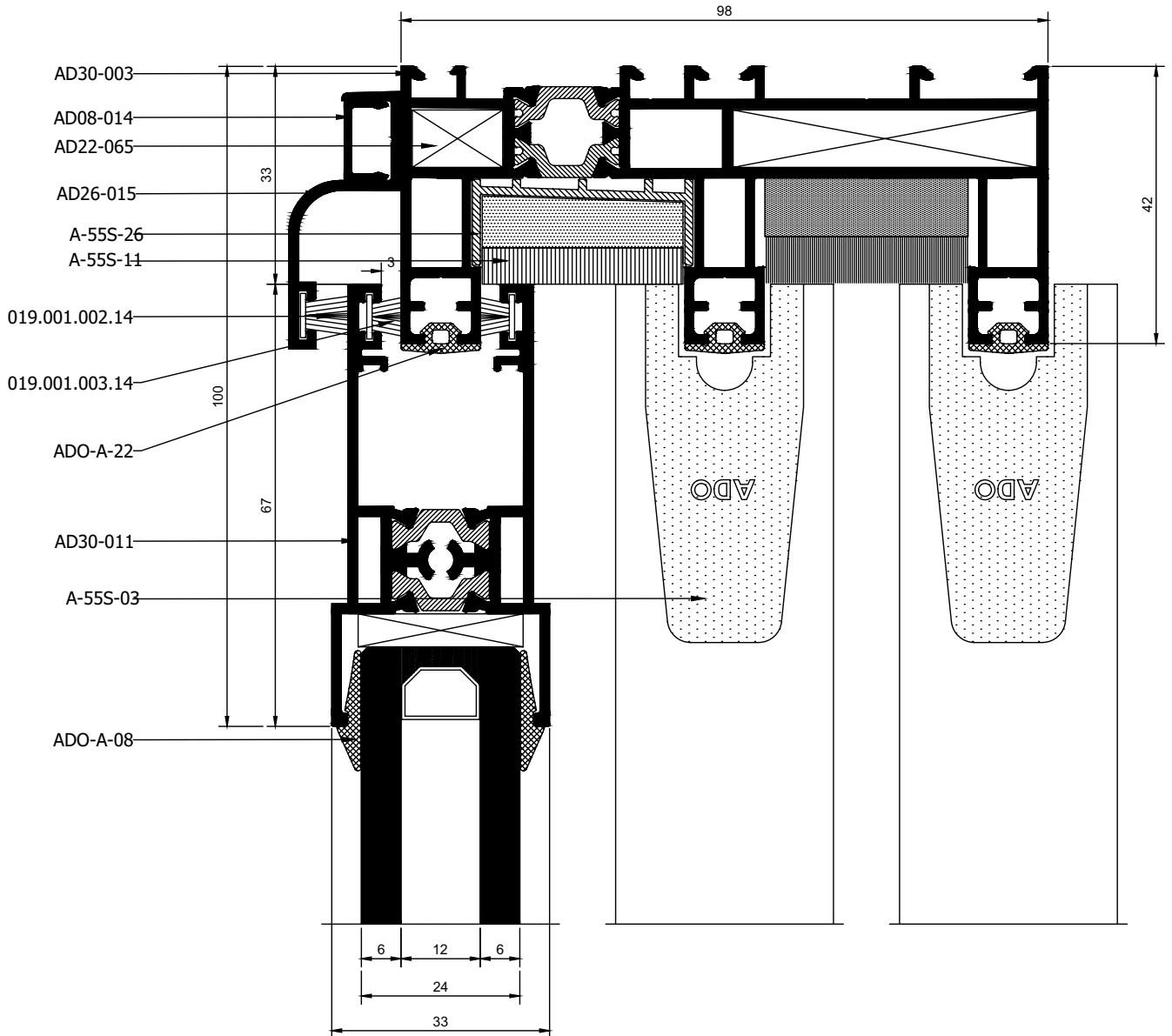
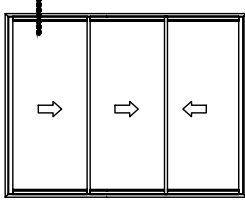
AD 55 ST YALITIMLI SÜRME DOĞRAMA SİSTEMİ



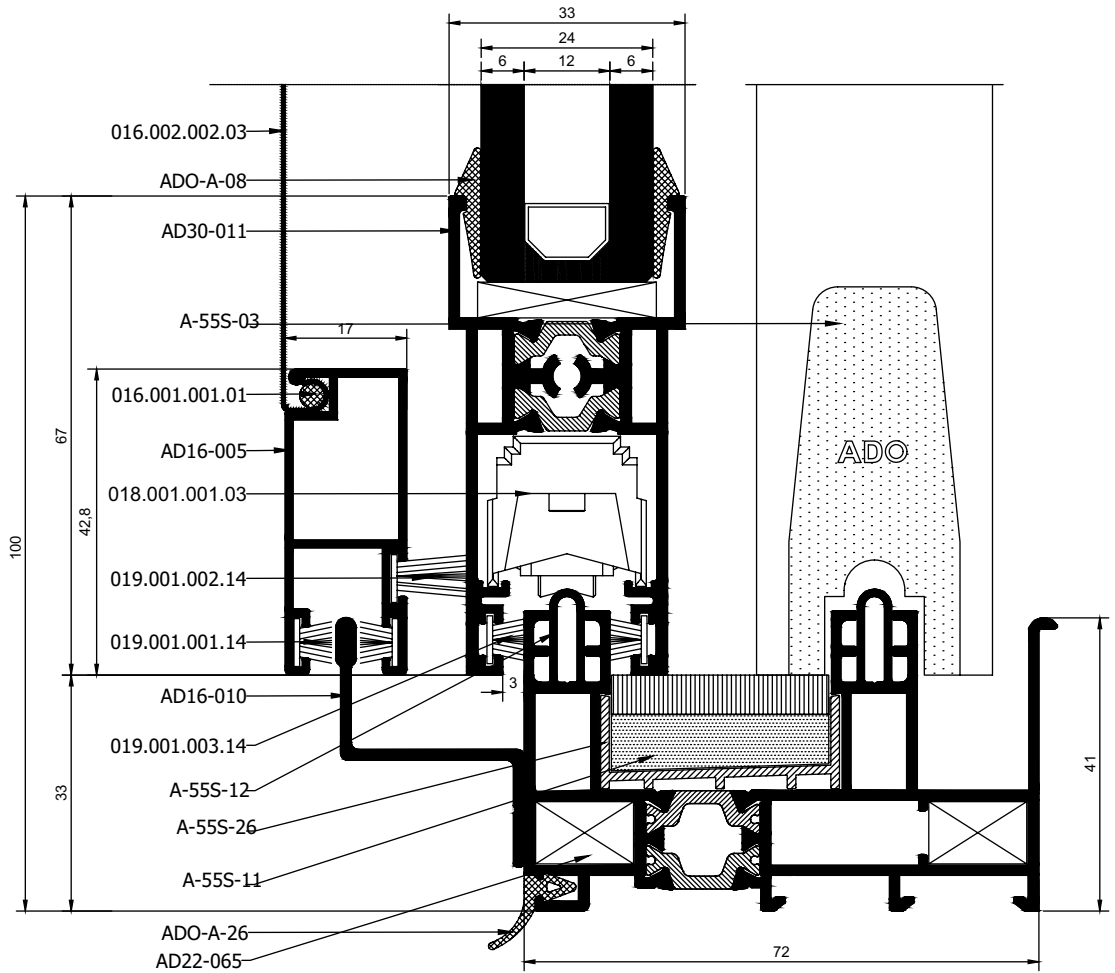
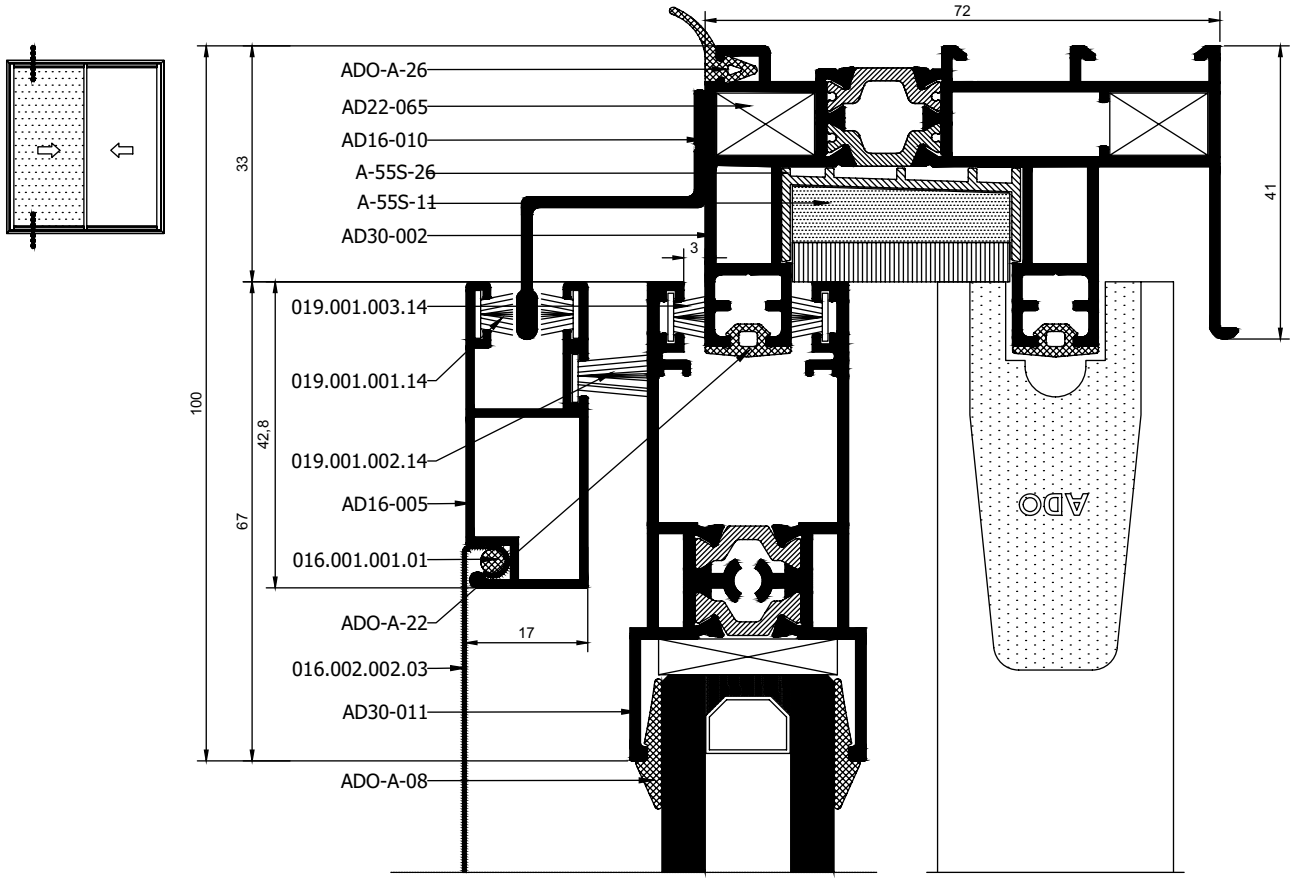
AD 55 ST YALITIMLI SÜRME DOĞRAMA SİSTEMİ



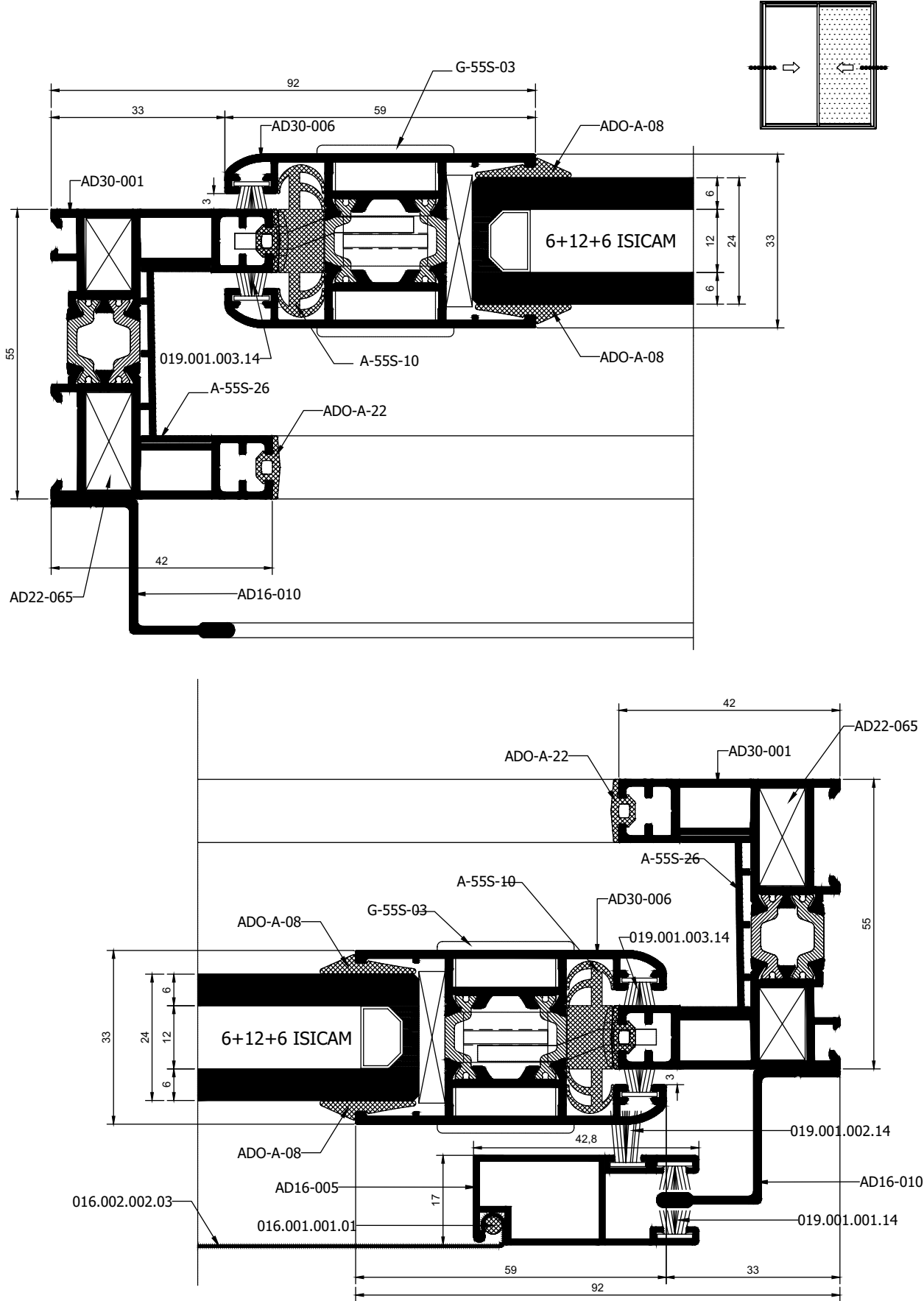
AD 55 ST YALITIMLI SÜRME DOĞRAMA SİSTEMİ



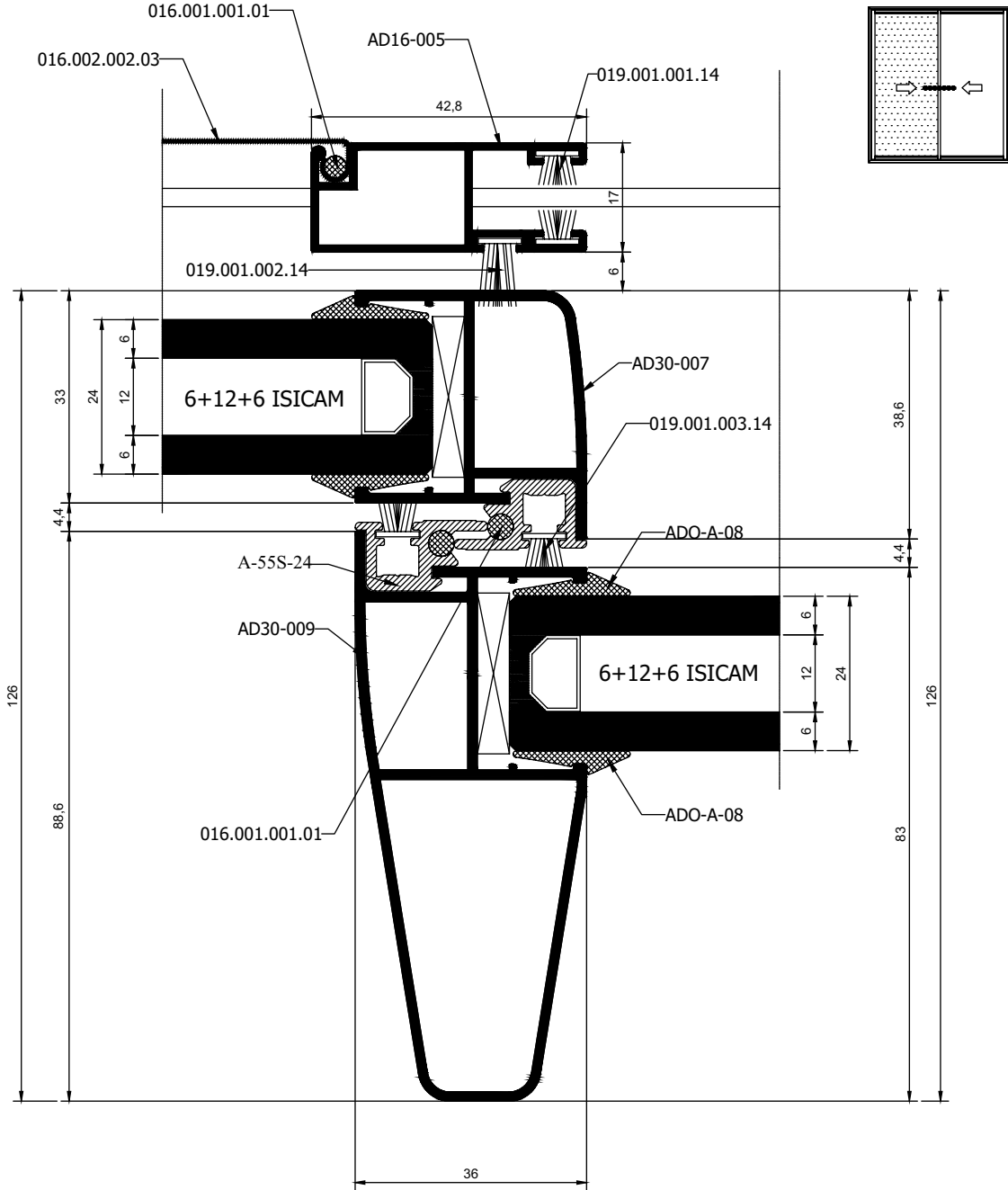
AD 55 ST YALITIMLI SÜRME DOĞRAMA SİSTEMİ



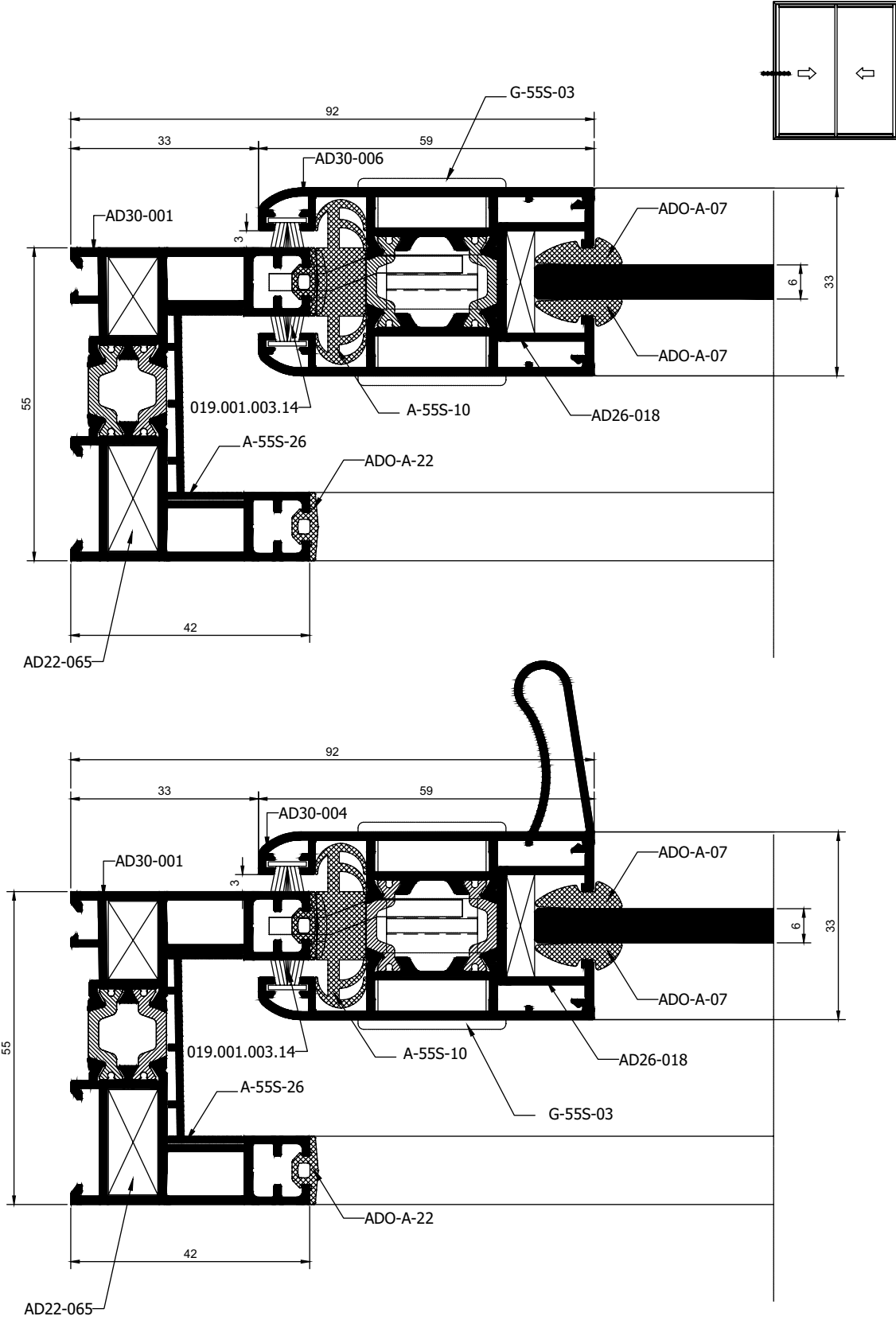
AD 55 ST YALITIMLI SÜRME DOĞRAMA SİSTEMİ



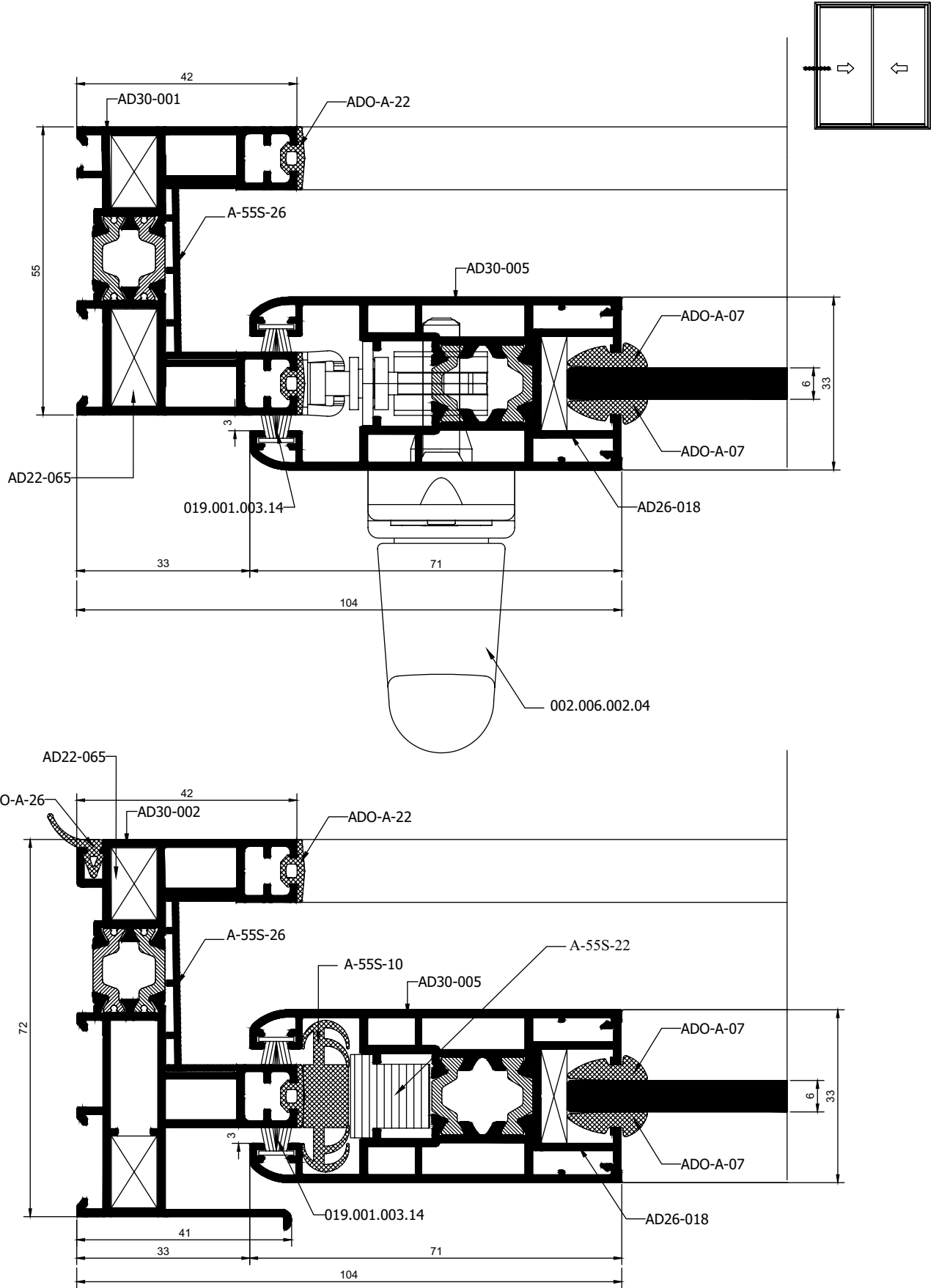
AD 55 ST YALITIMLI SÜRME DOĞRAMA SİSTEMİ



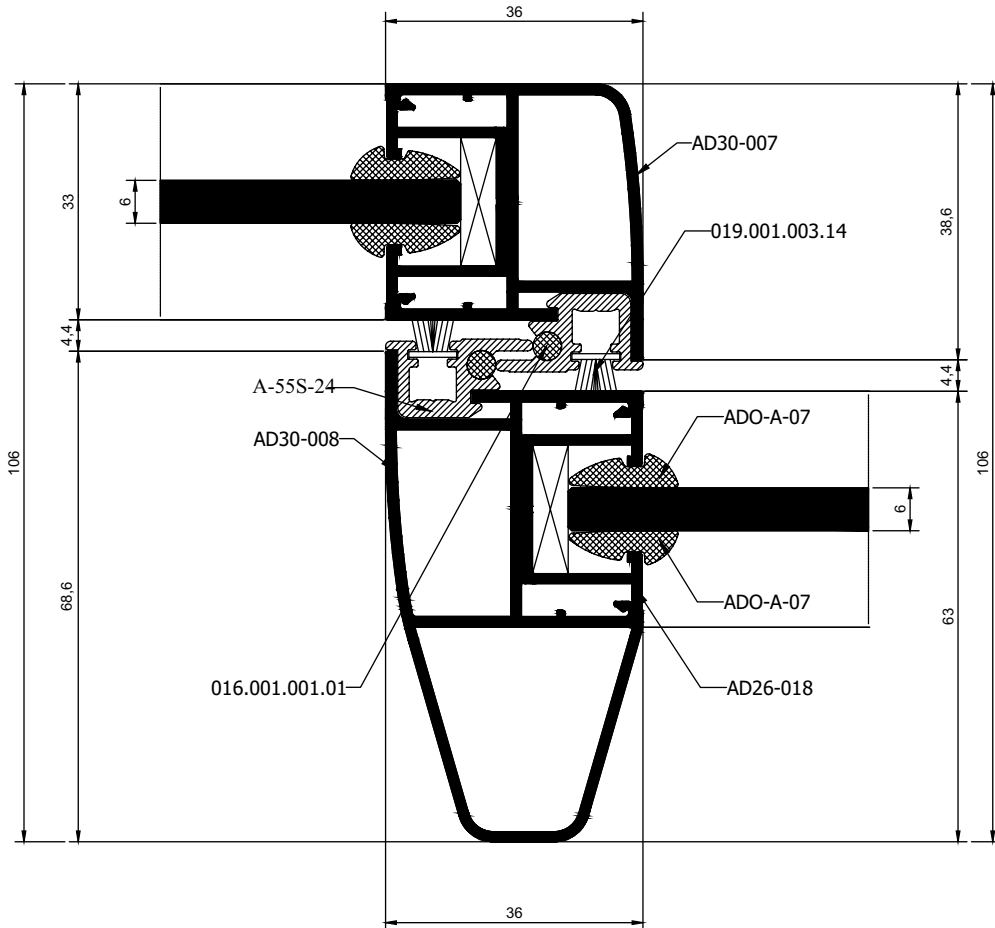
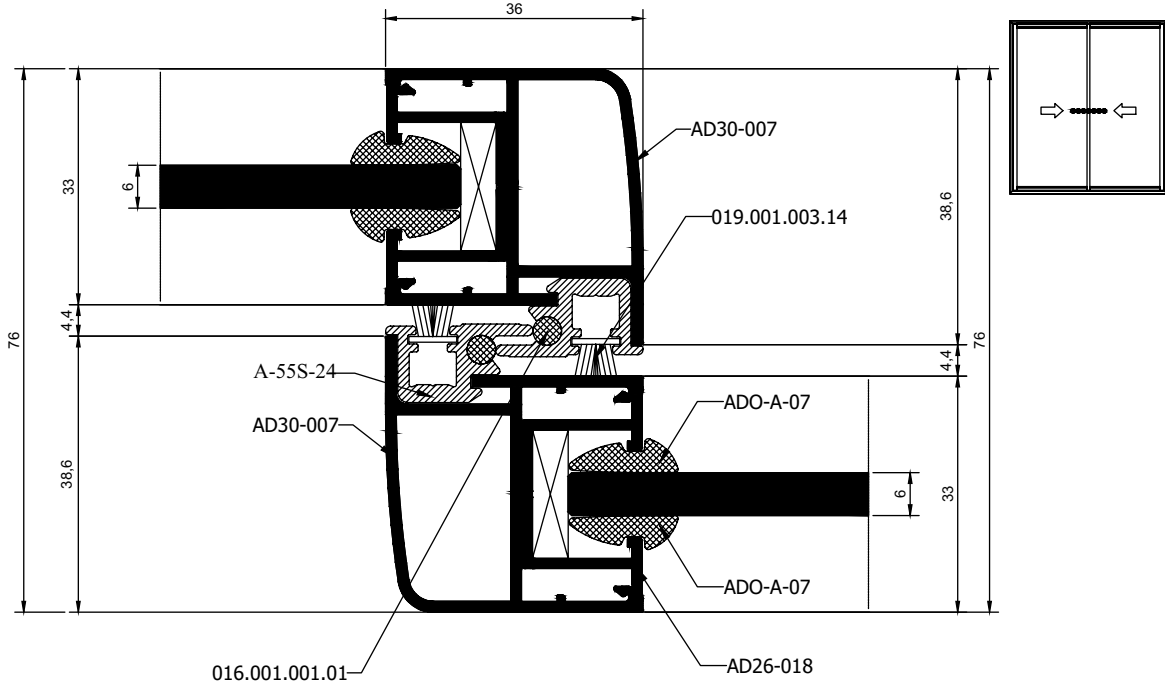
AD 55 ST YALITIMLI SÜRME DOĞRAMA SİSTEMİ



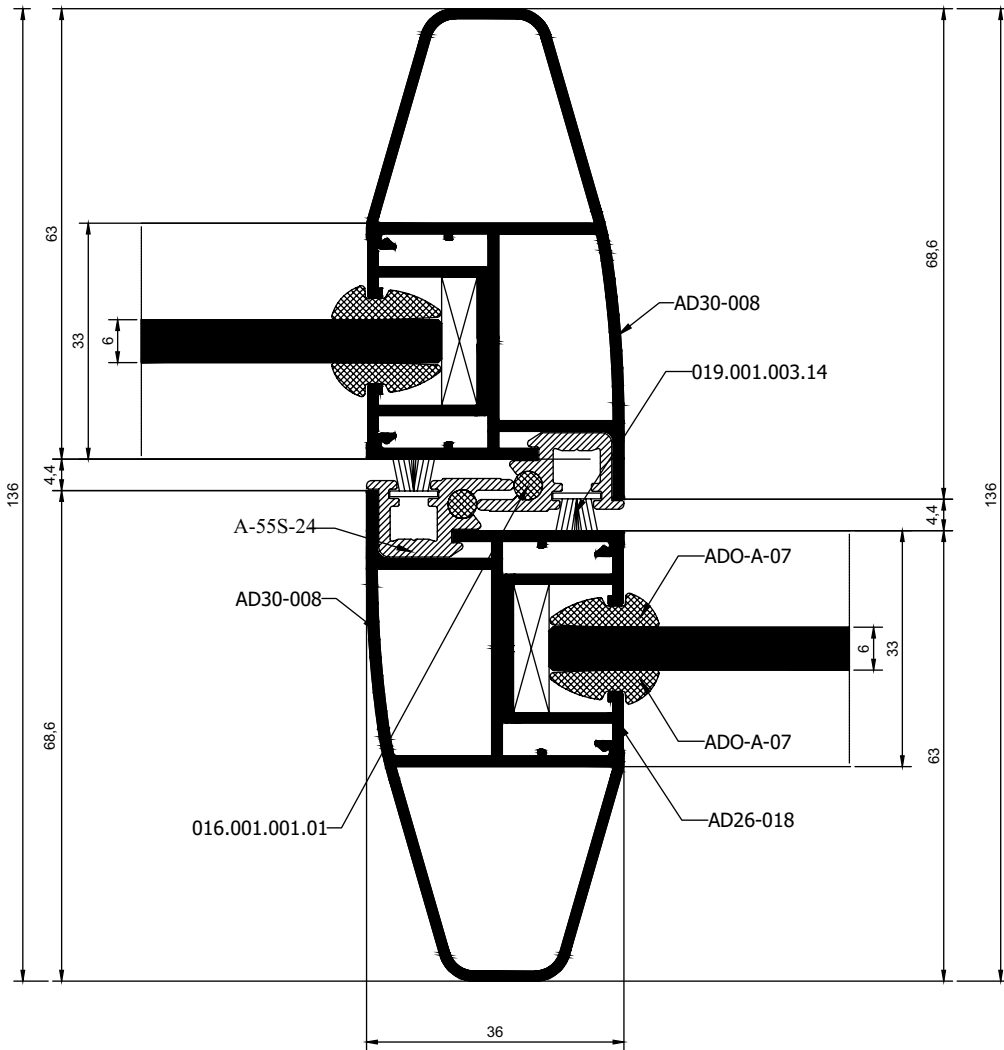
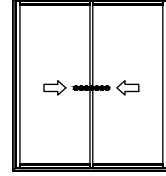
AD 55 ST YALITIMLI SÜRME DOĞRAMA SİSTEMİ



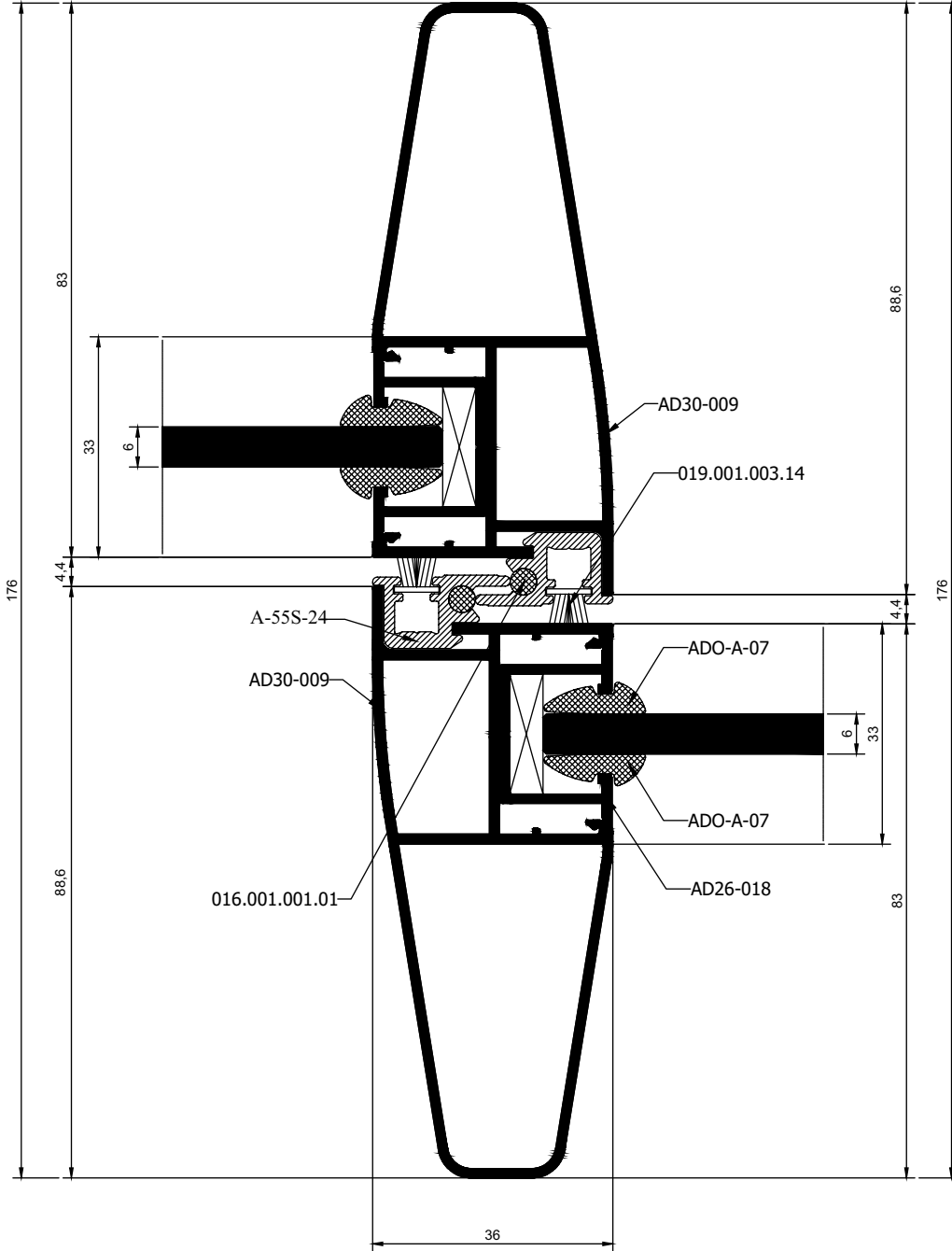
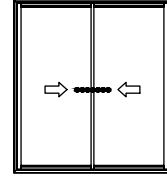
AD 55 ST YALITIMLI SÜRME DOĞRAMA SİSTEMİ



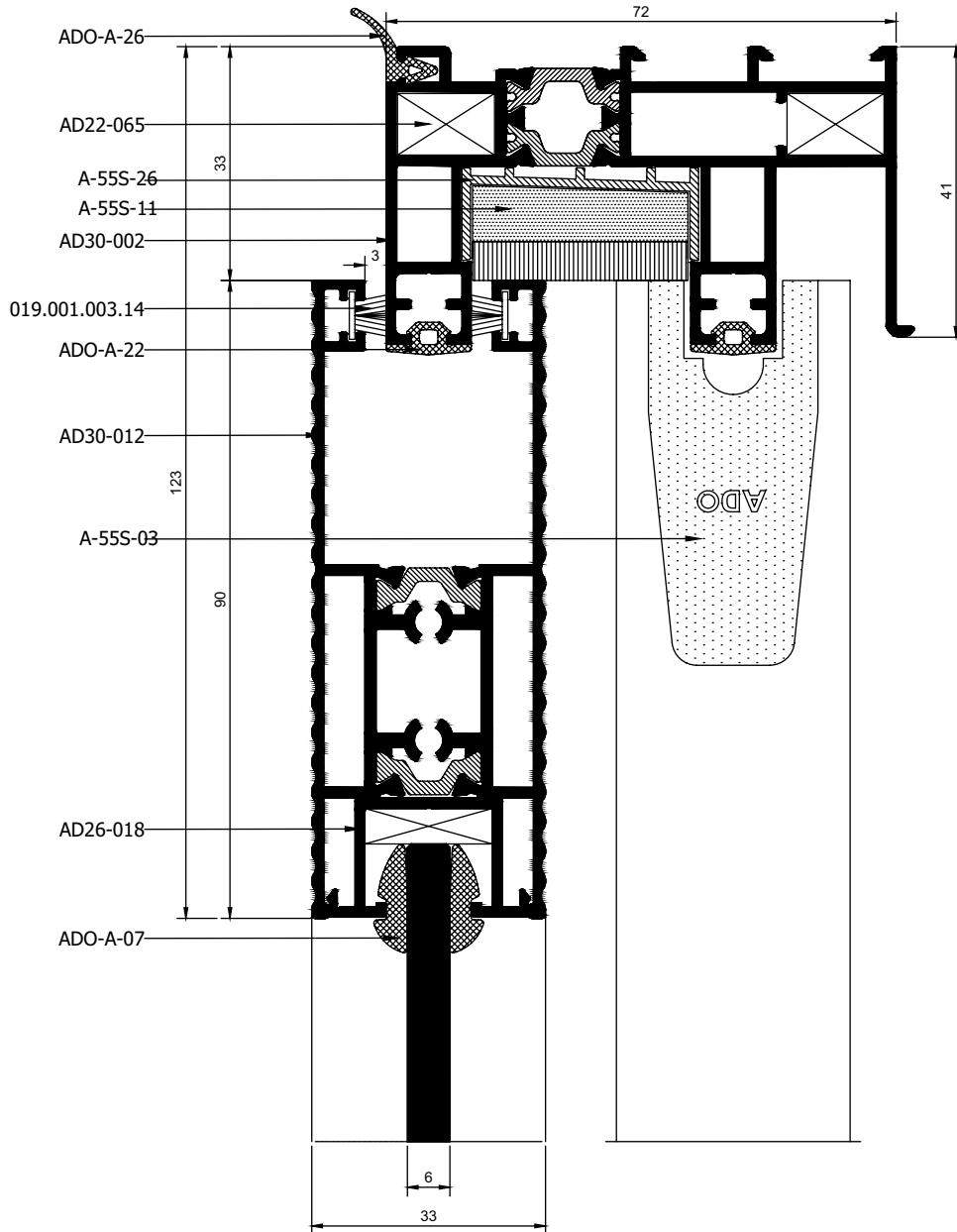
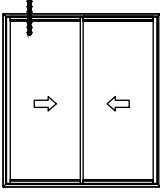
AD 55 ST YALITIMLI SÜRME DOĞRAMA SİSTEMİ



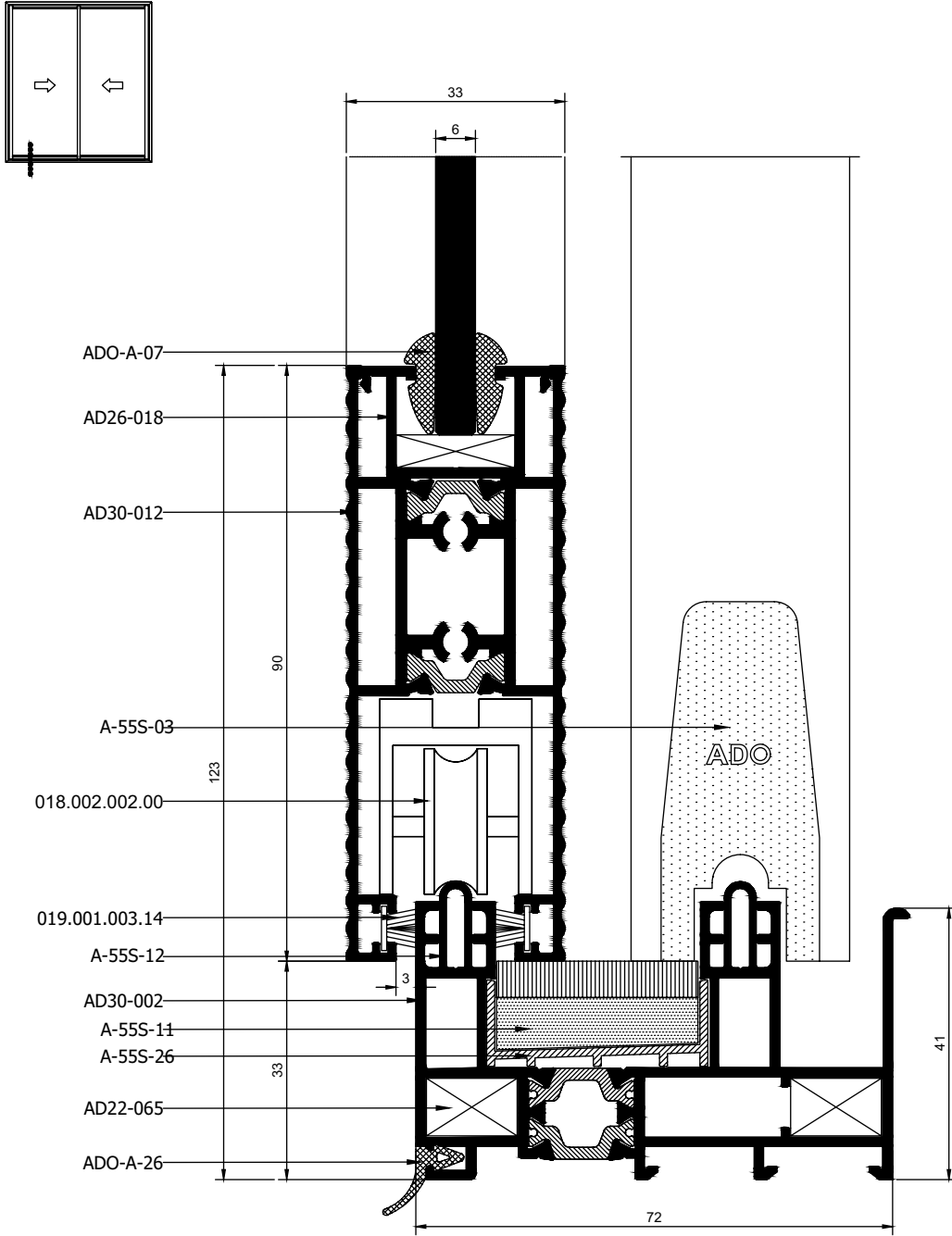
AD 55 ST YALITIMLI SÜRME DOĞRAMA SİSTEMİ



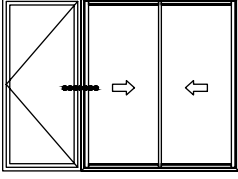
AD 55 ST YALITIMLI SÜRME DOĞRAMA SİSTEMİ



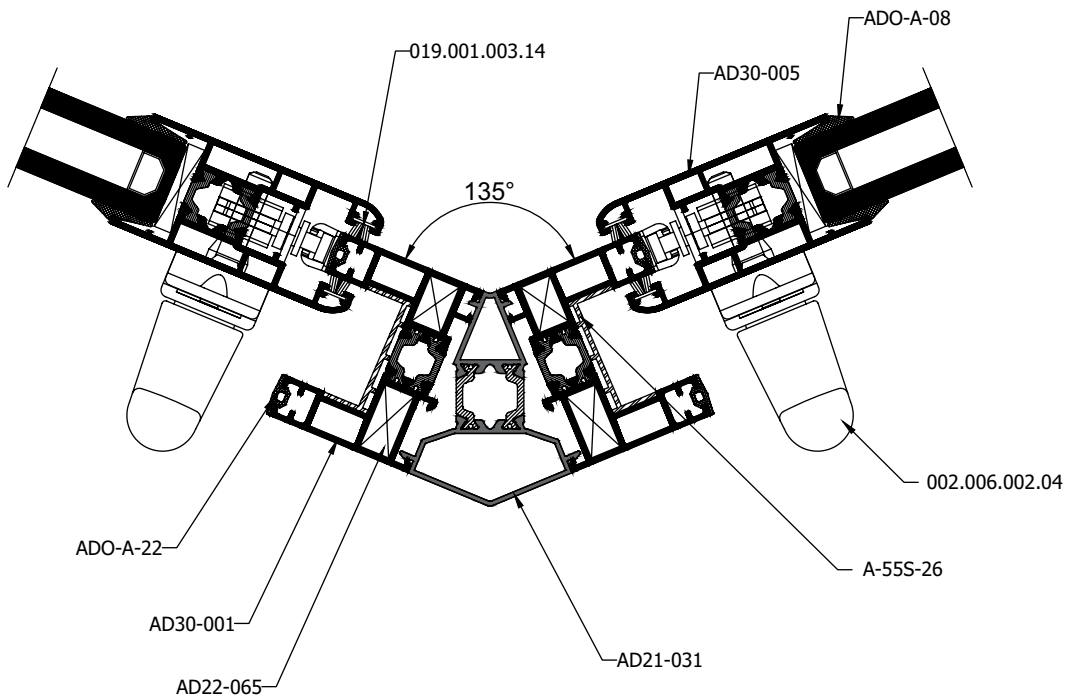
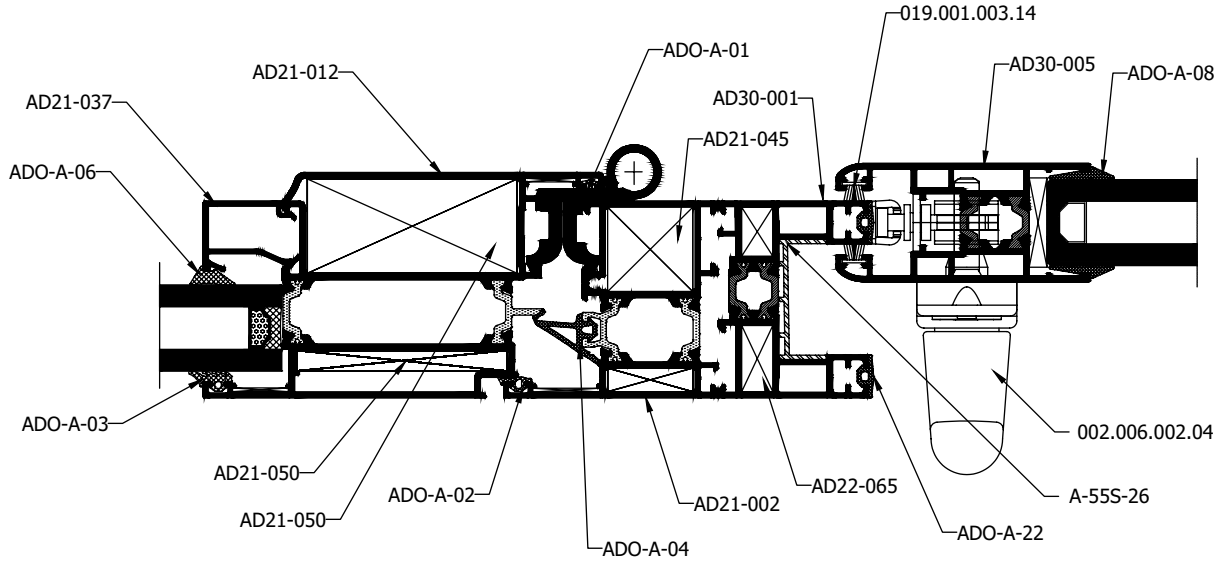
AD 55 ST YALITIMLI SÜRME DOĞRAMA SİSTEMİ



AD 55 ST YALITIMLI SÜRME DOĞRAMA SİSTEMİ

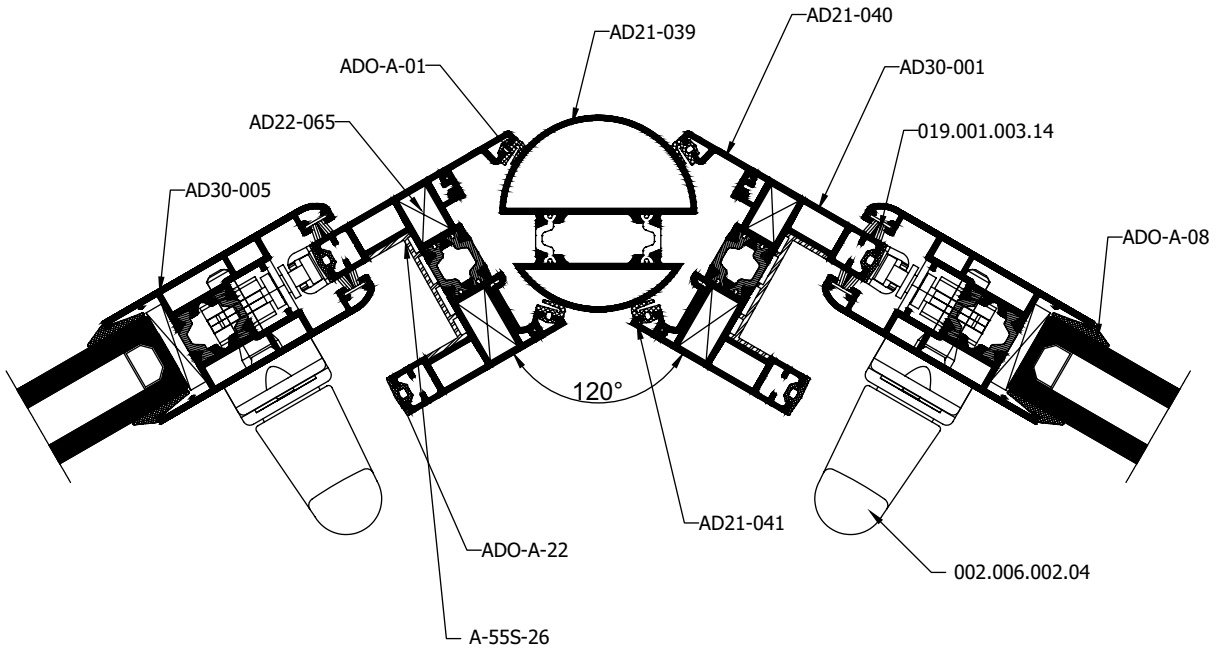
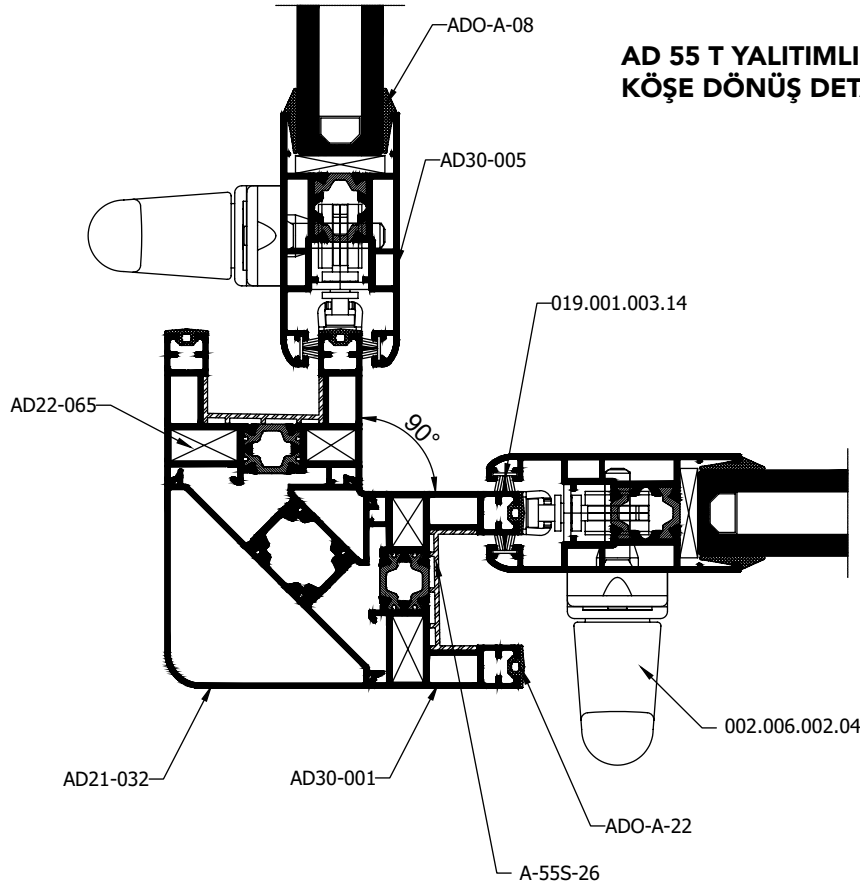


AD 55 T YALITIMLI DOĞRAMA SİSTEMİ İLE
KÖŞE DÖNÜŞ DETAYLARI

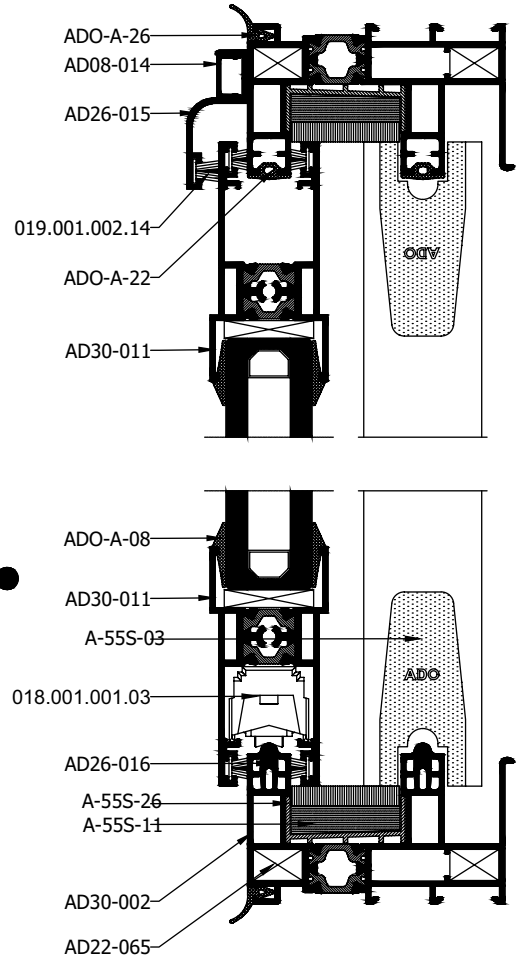
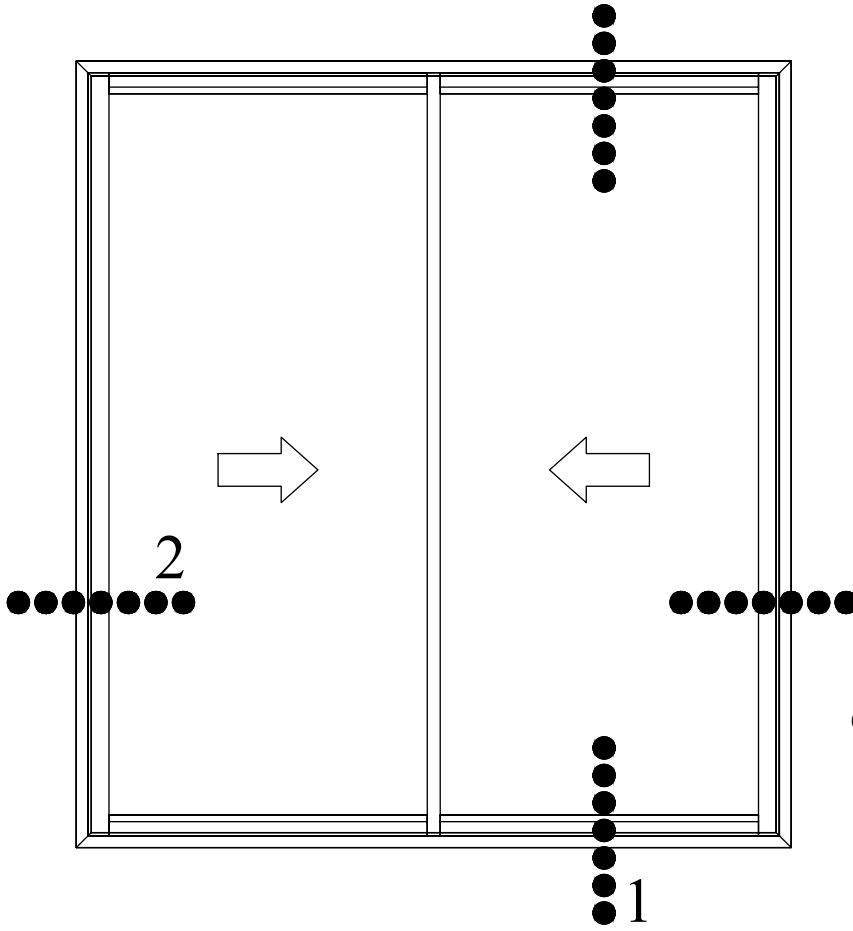


AD 55 ST YALITIMLI SÜRME DOĞRAMA SİSTEMİ

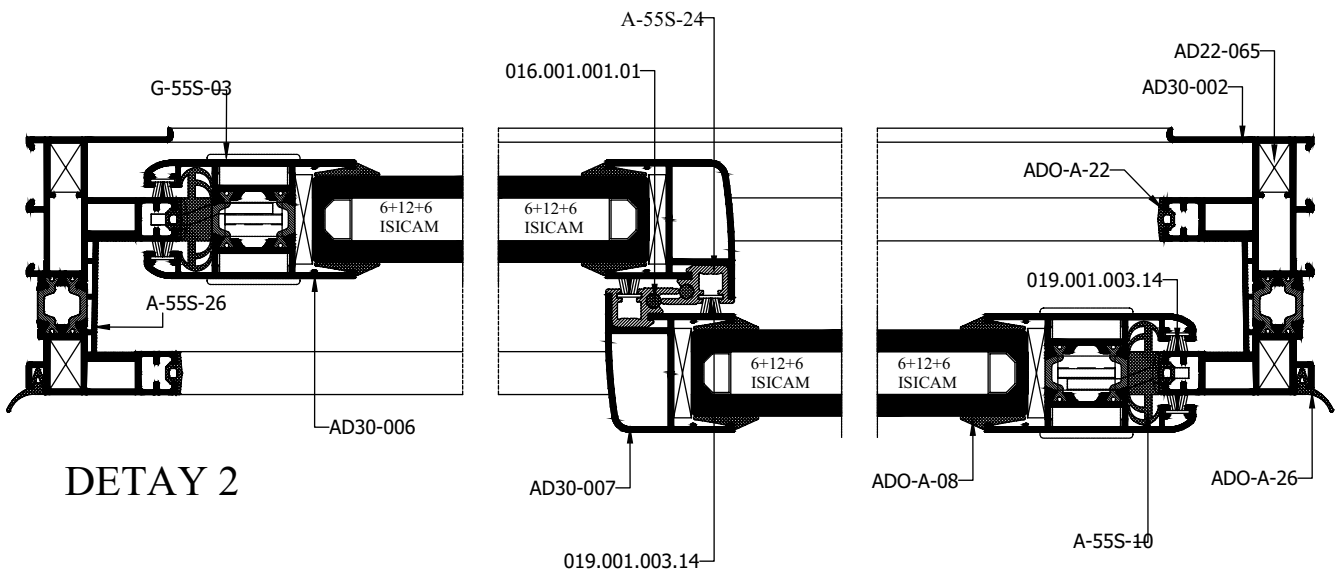
**AD 55 T YALITIMLI DOĞRAMA SİSTEMİ İLE
KÖŞE DÖNÜŞ DETAYLARI**



AD 55 ST YALITIMLI SÜRME DOĞRAMA SİSTEMİ

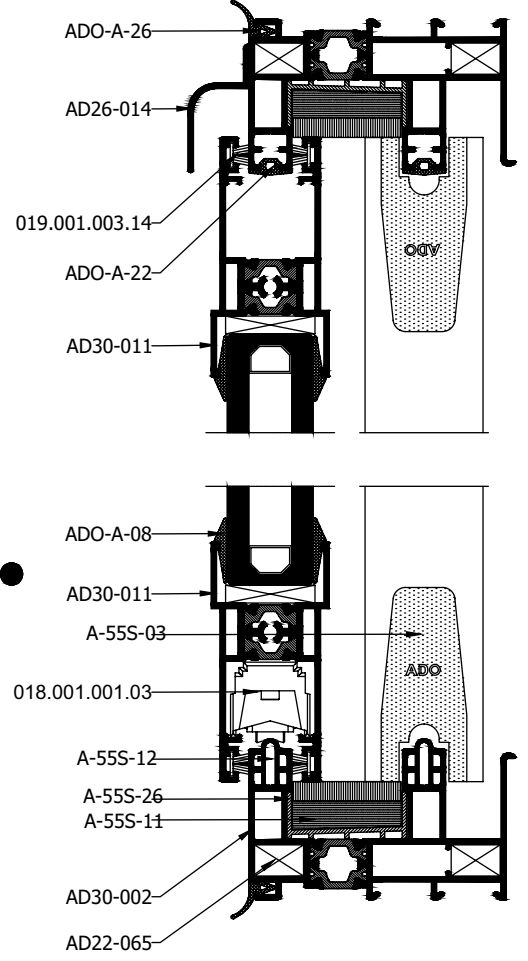
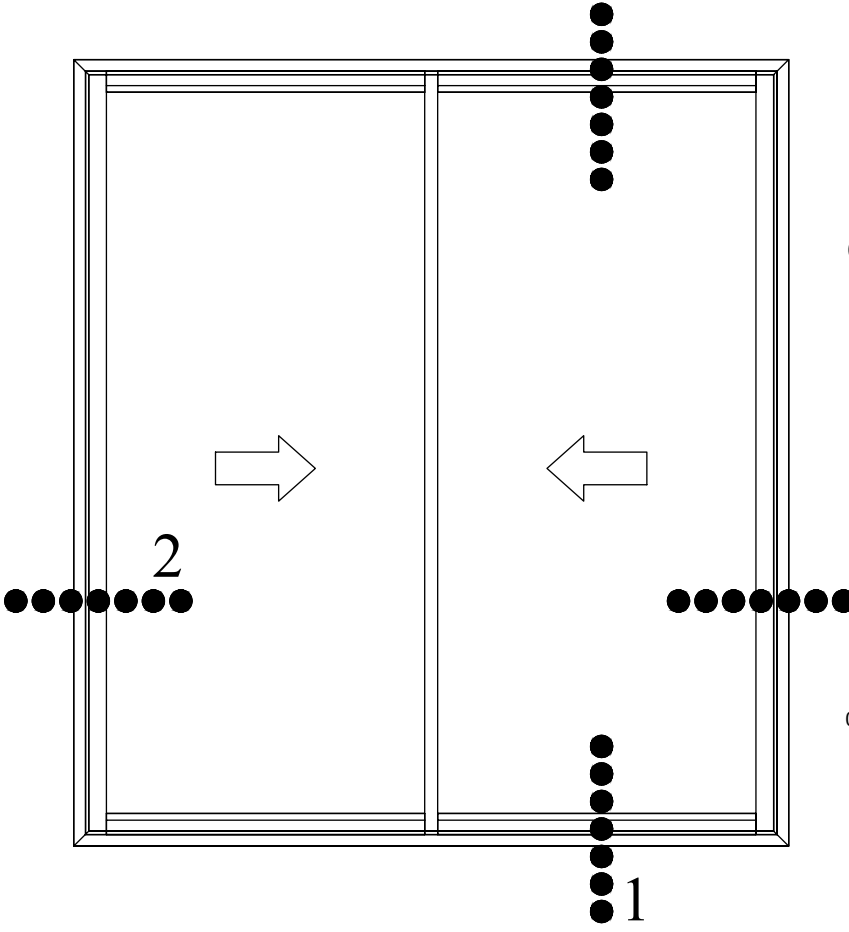


DETAY 1

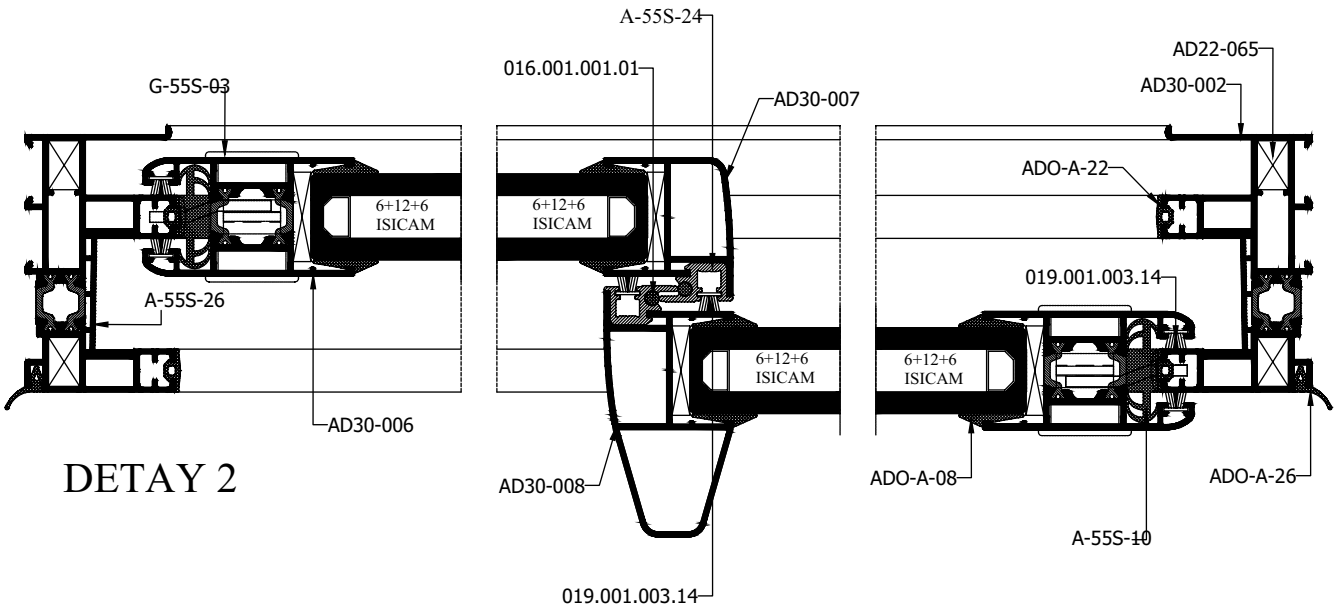


DETAY 2

AD 55 ST YALITIMLI SÜRME DOĞRAMA SİSTEMİ

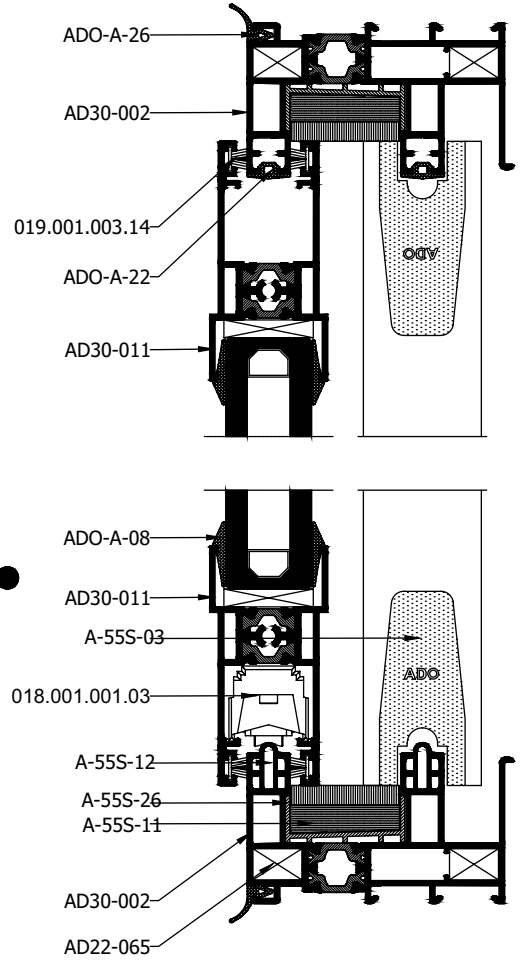
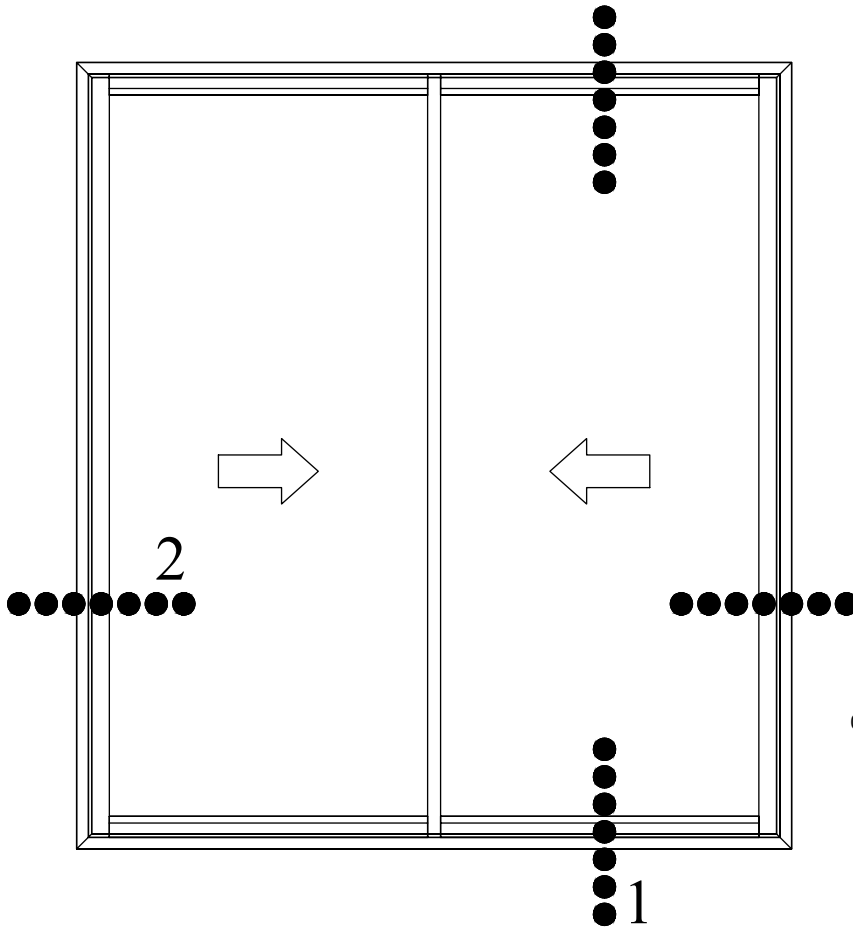


DETAY 1

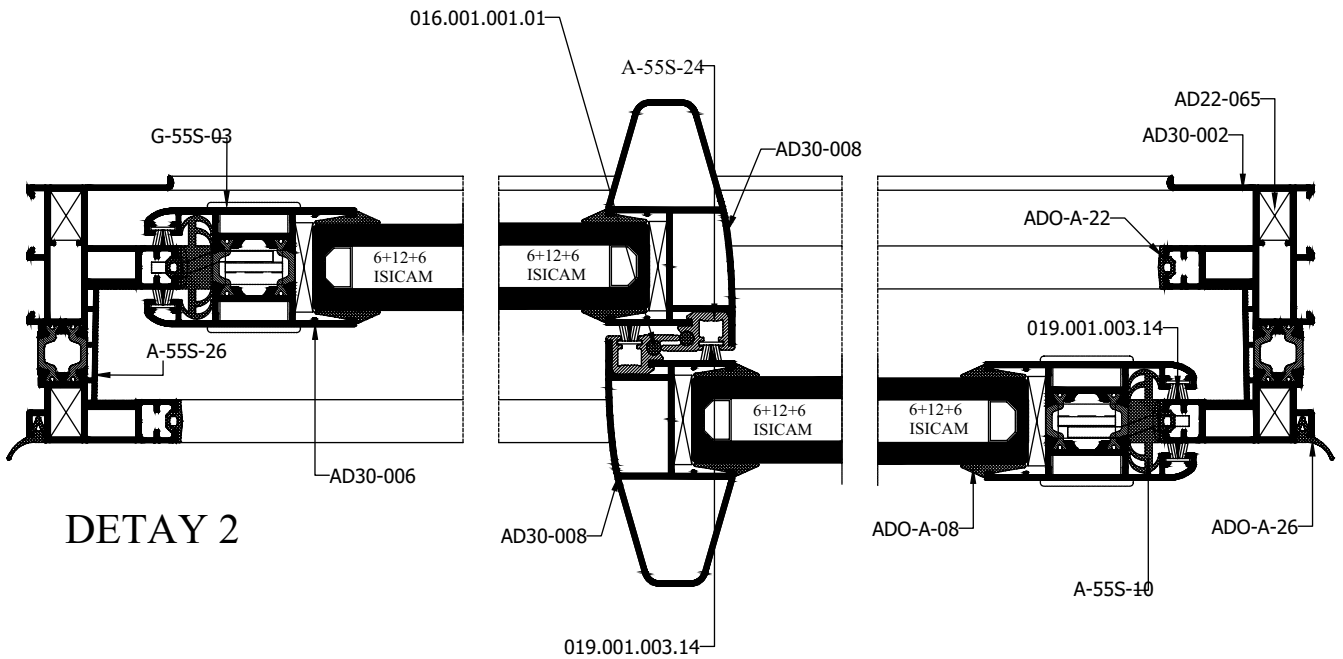


DETAY 2

AD 55 ST YALITIMLI SÜRME DOĞRAMA SİSTEMİ

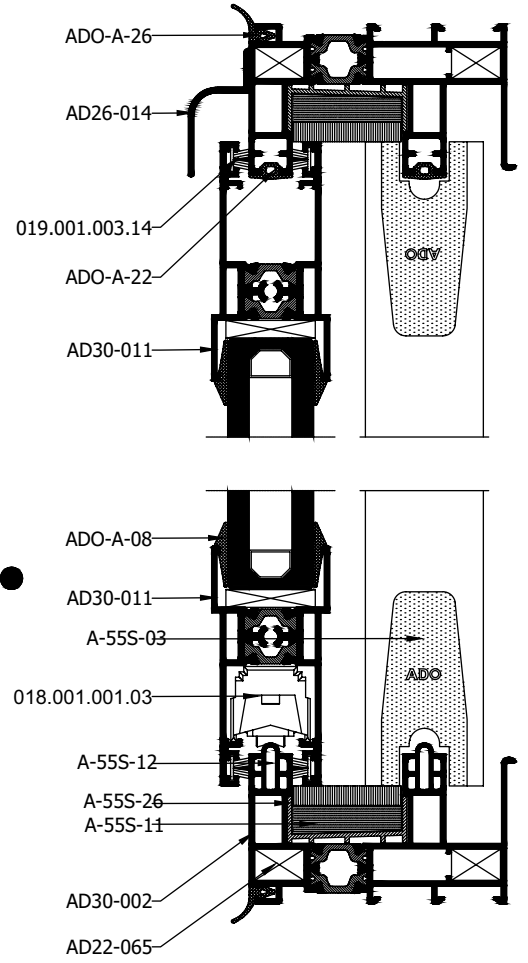
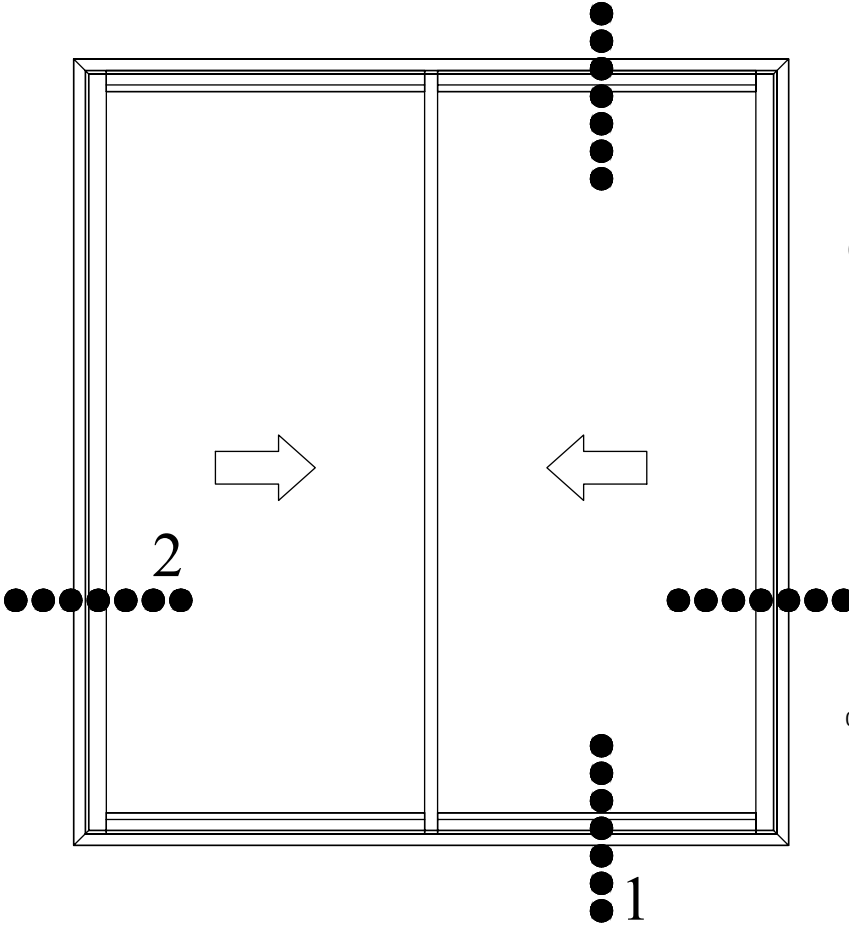


DETAY 1

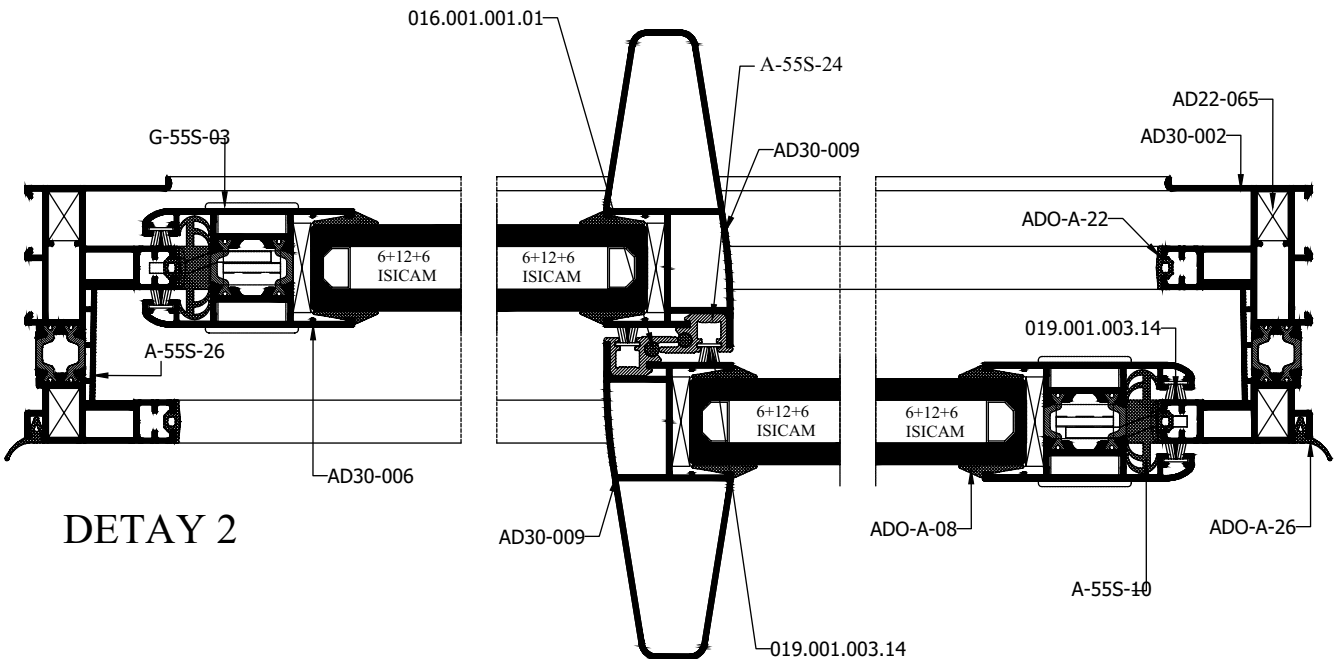


DETAY 2

AD 55 ST YALITIMLI SÜRME DOĞRAMA SİSTEMİ

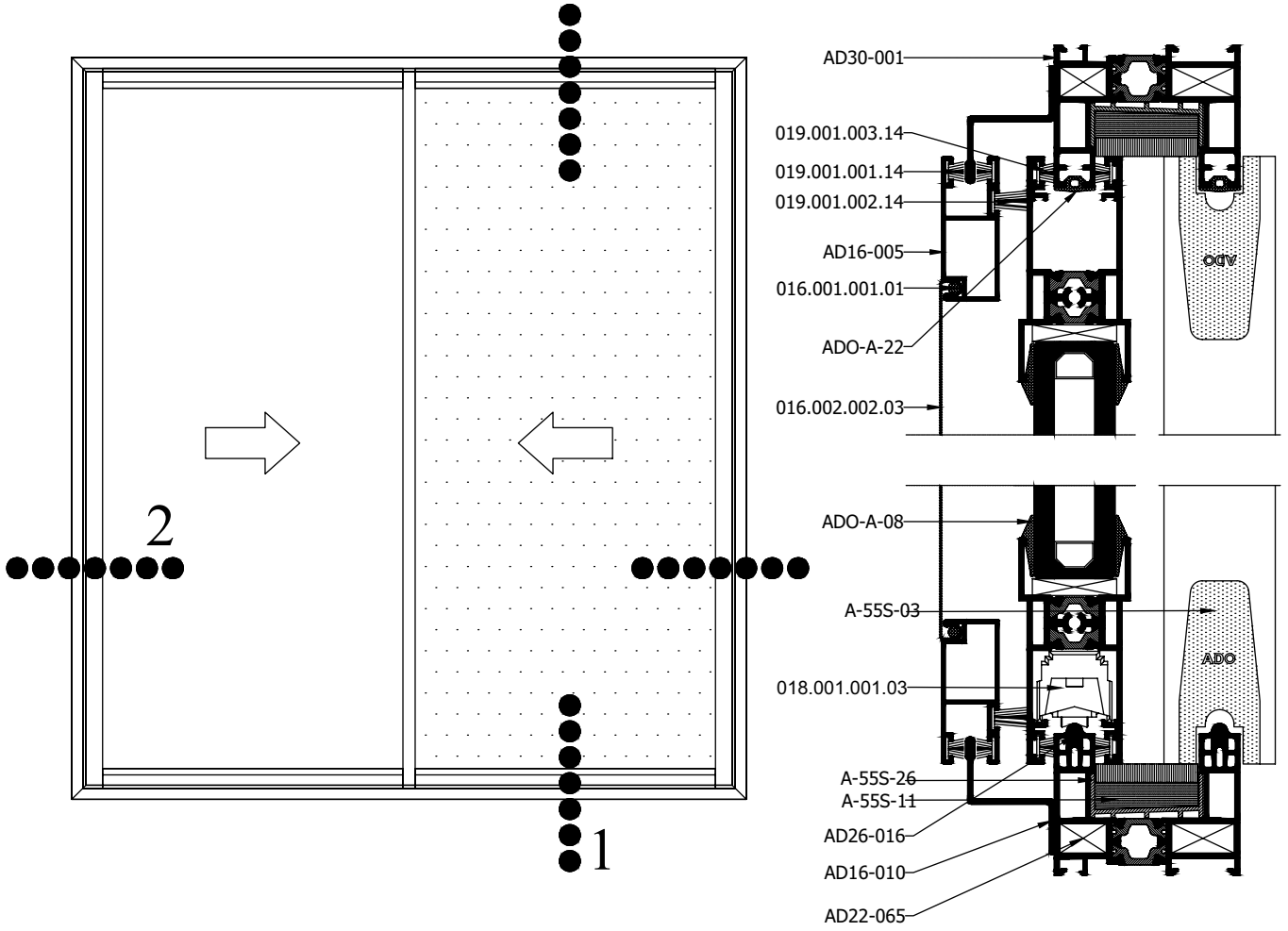


DETAY 1

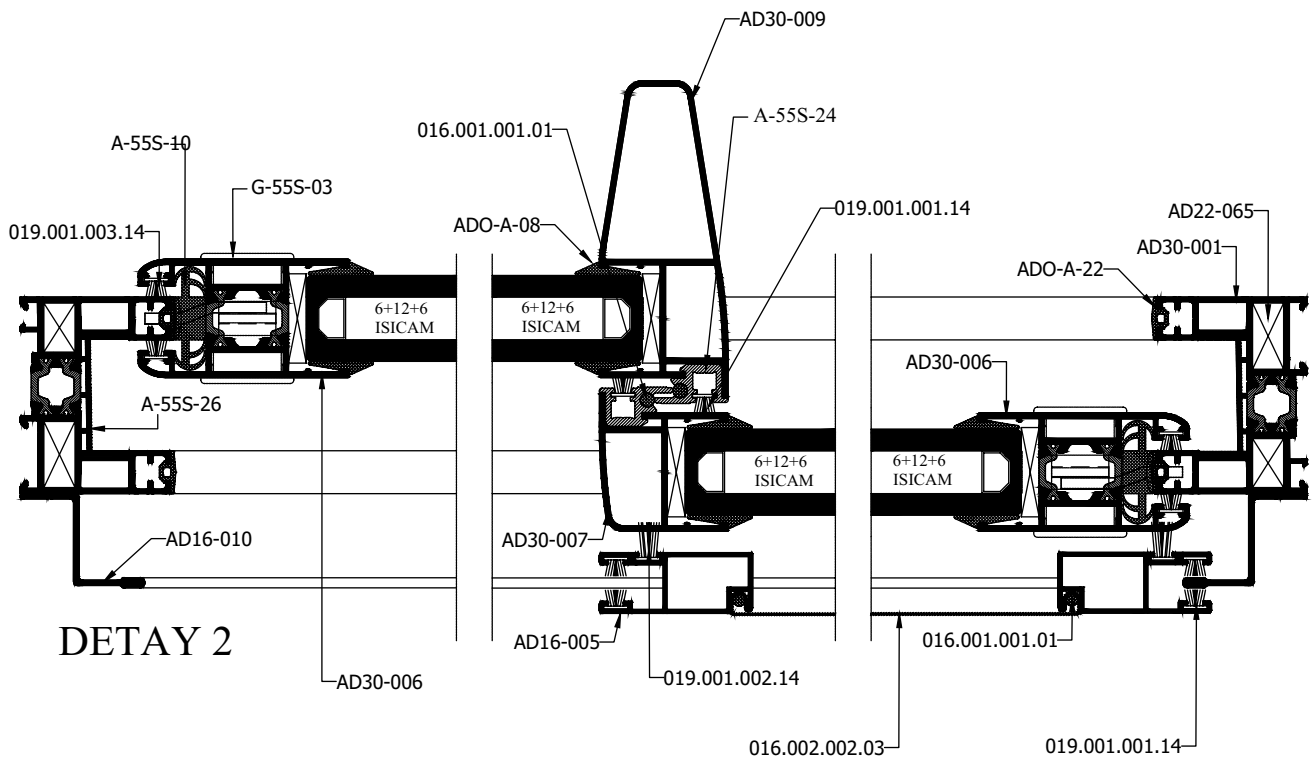


DETAY 2

AD 55 ST YALITIMLI SÜRME DOĞRAMA SİSTEMİ

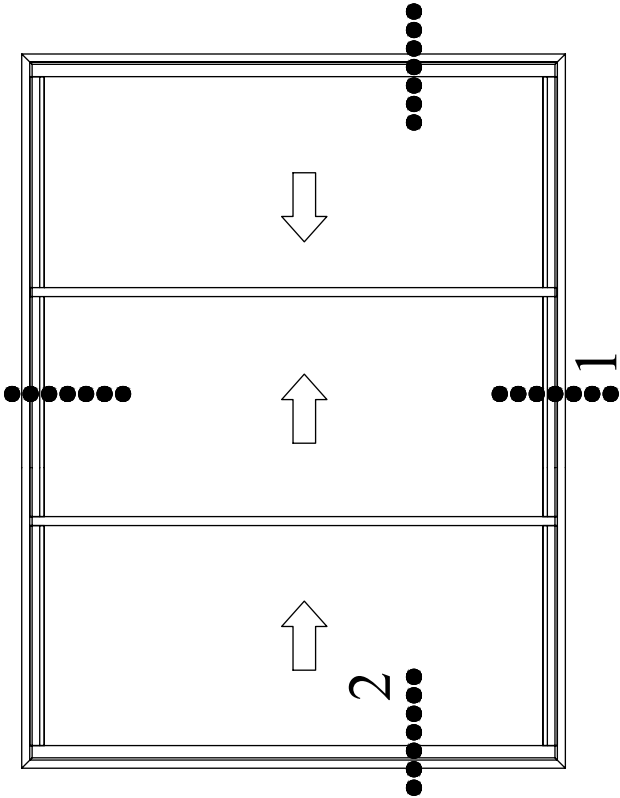
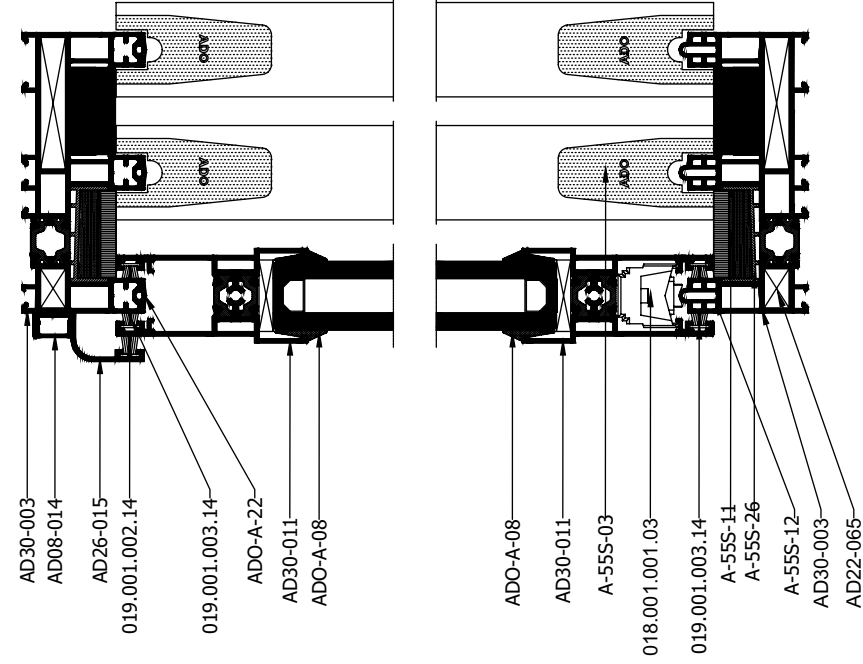


DETAY 1

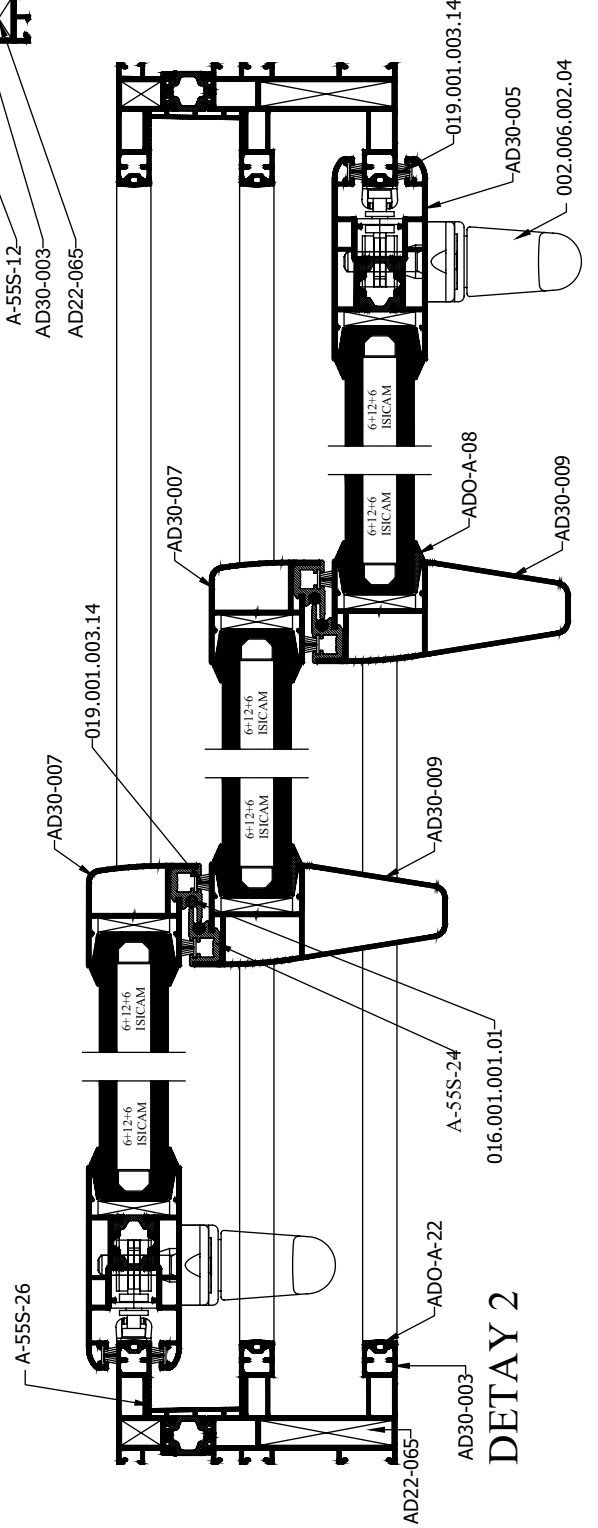


DETAY 2

AD 55 ST YALITIMLI SÜRME DOĞRAMA SİSTEMİ

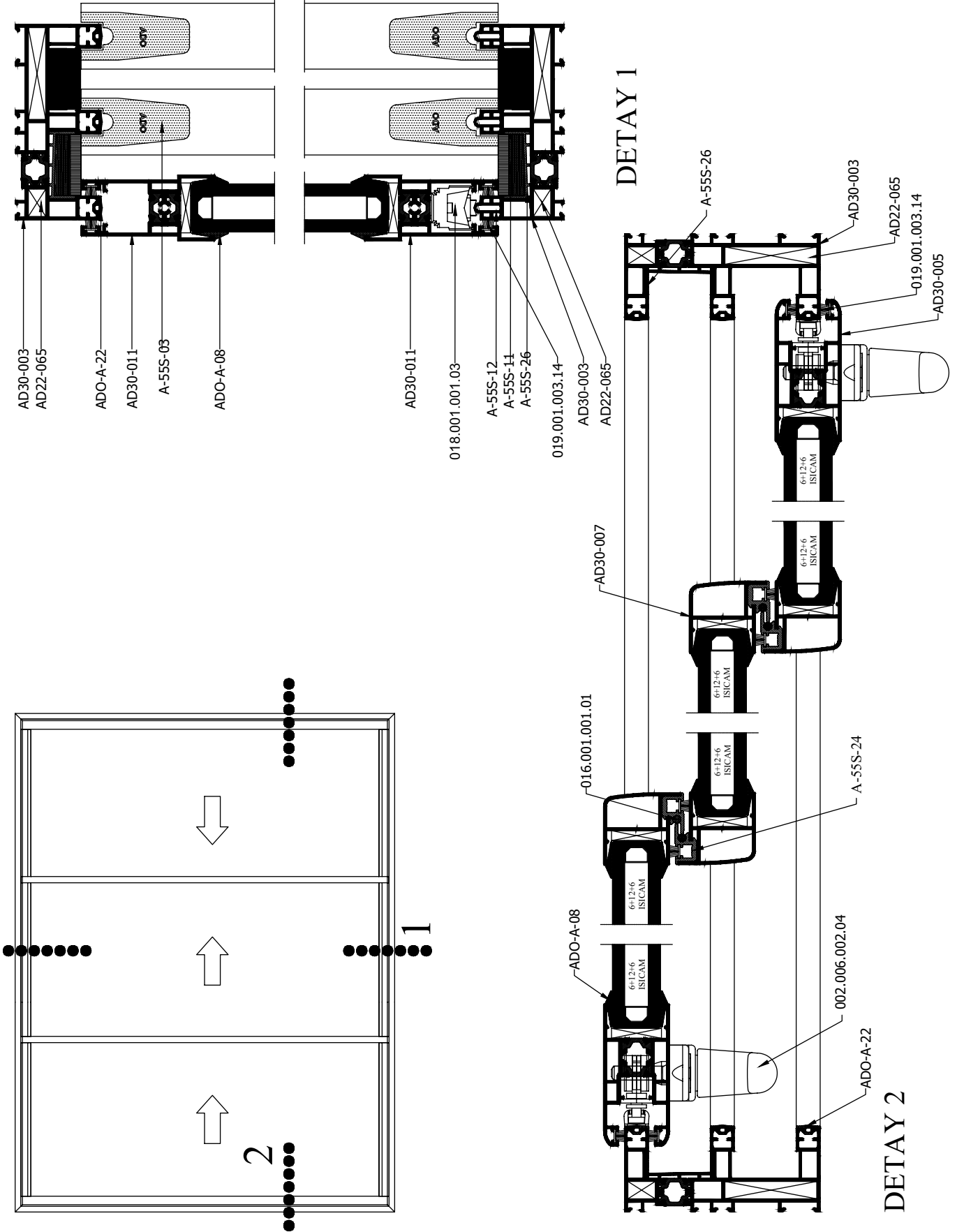


DETAY 1



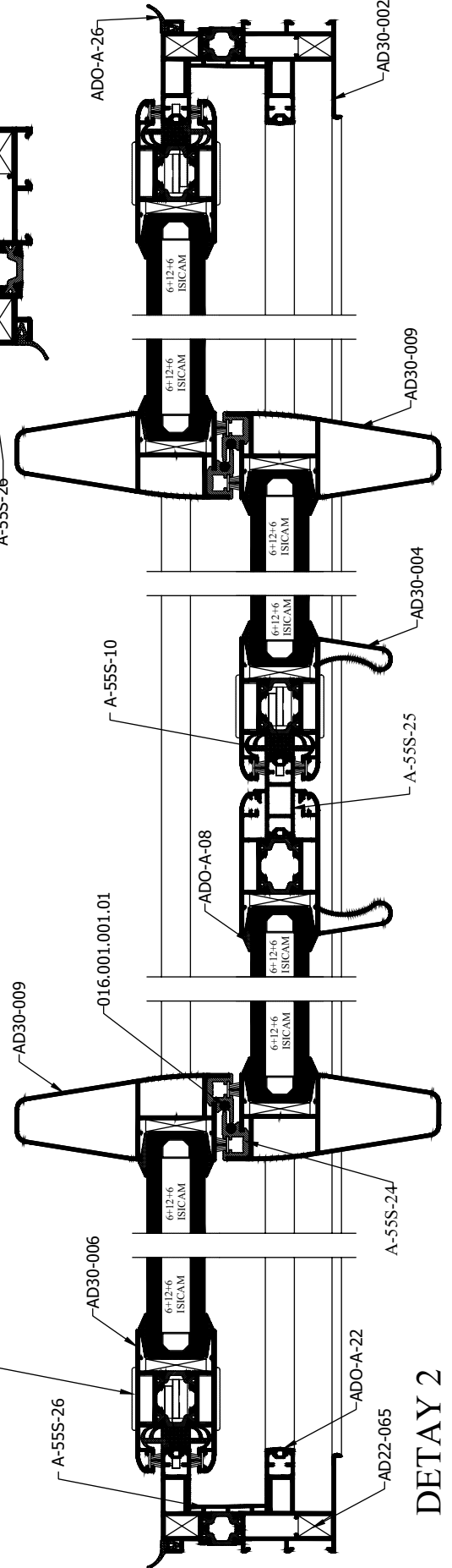
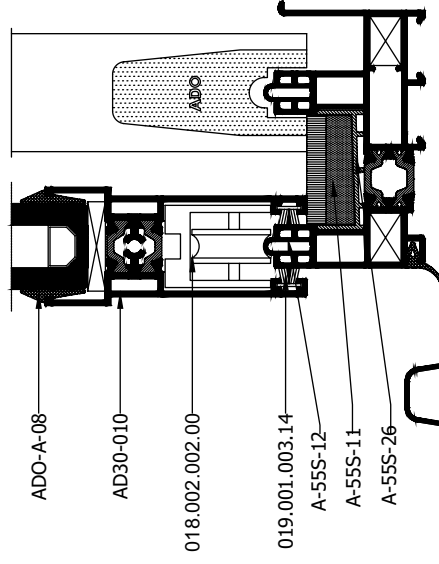
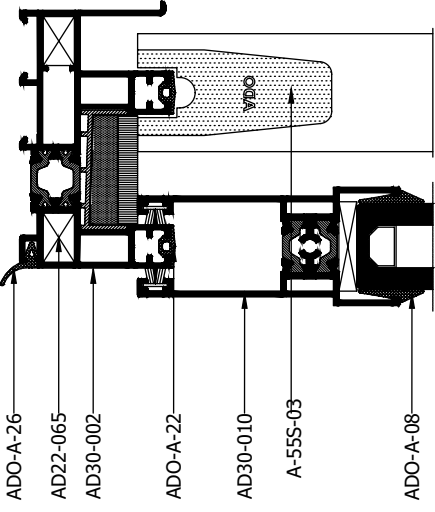
DETAY 2

AD 55 ST YALITIMLI SÜRME DOĞRAMA SİSTEMİ

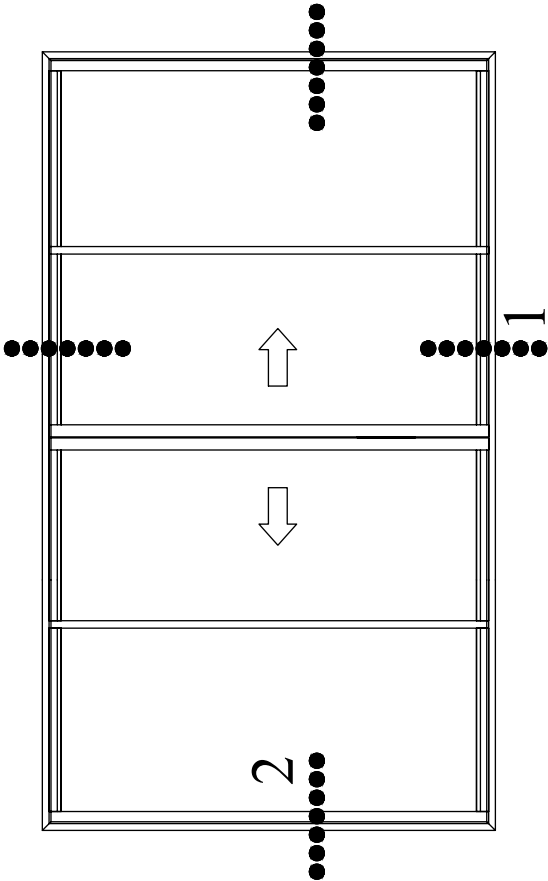


AD 55 ST YALITIMLI SÜRME DOĞRAMA SİSTEMİ

DETAY 1

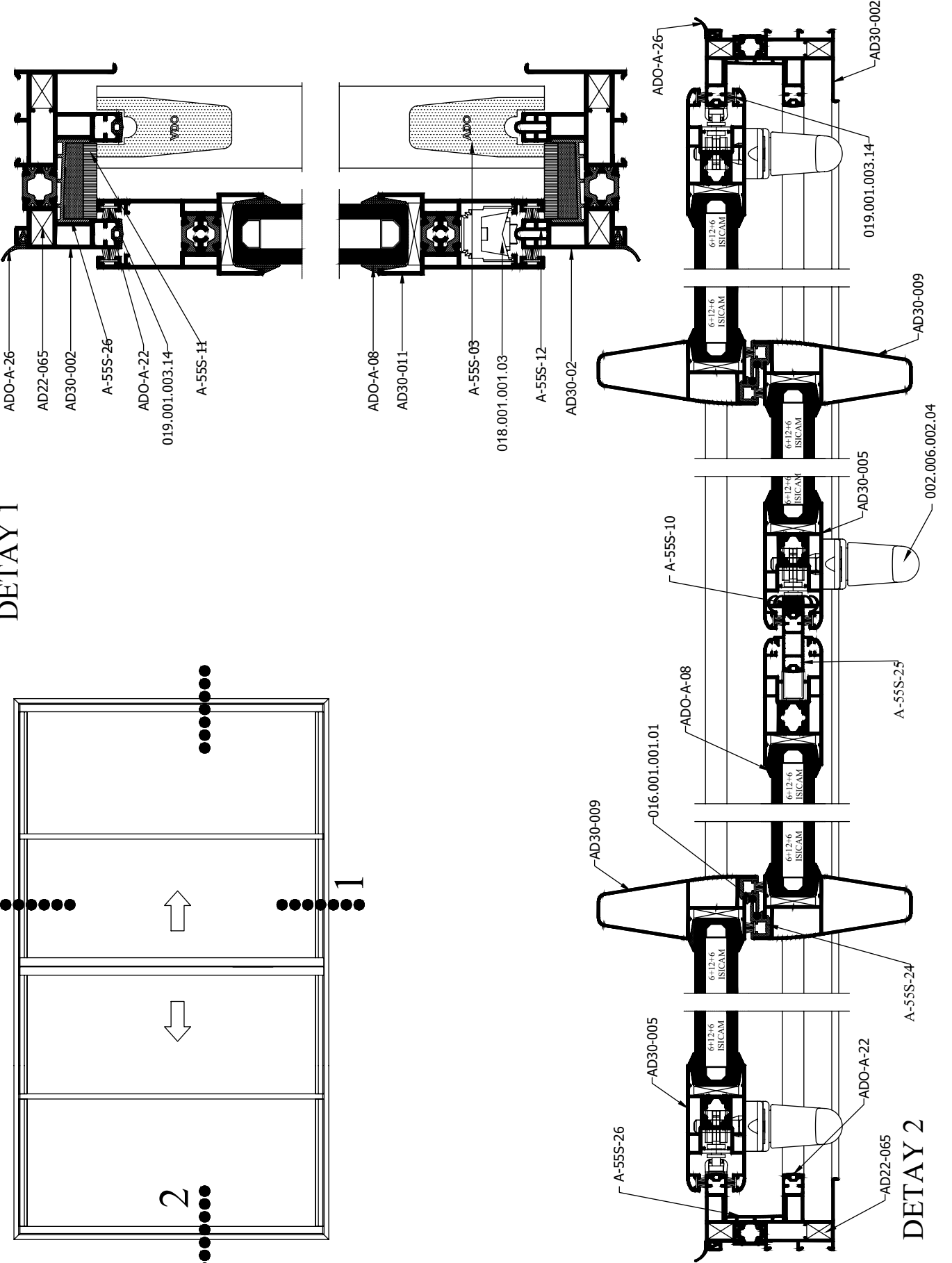
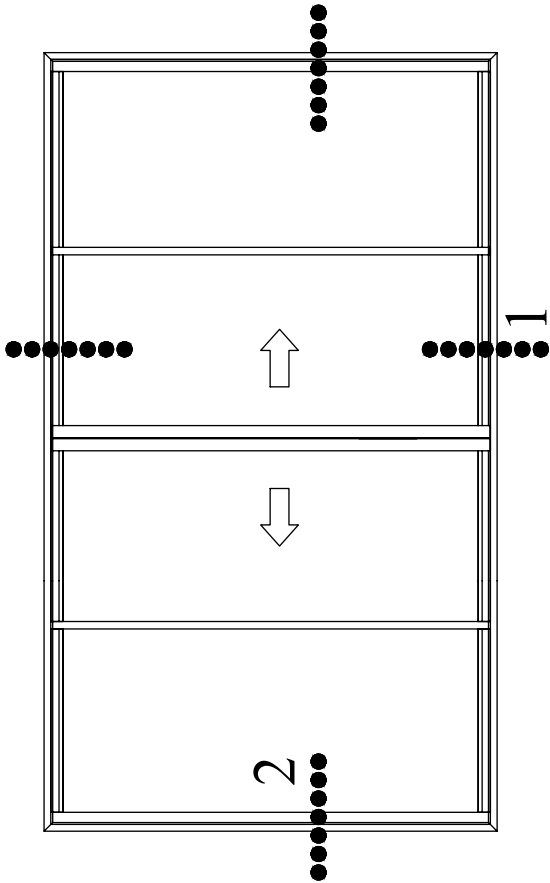


DETAY 2



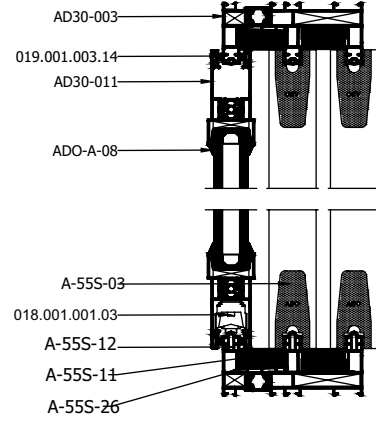
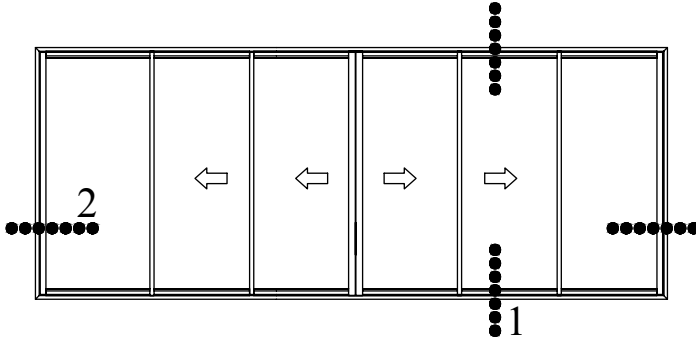
AD 55 ST YALITIMLI SÜRME DOĞRAMA SİSTEMİ

DETAY 1

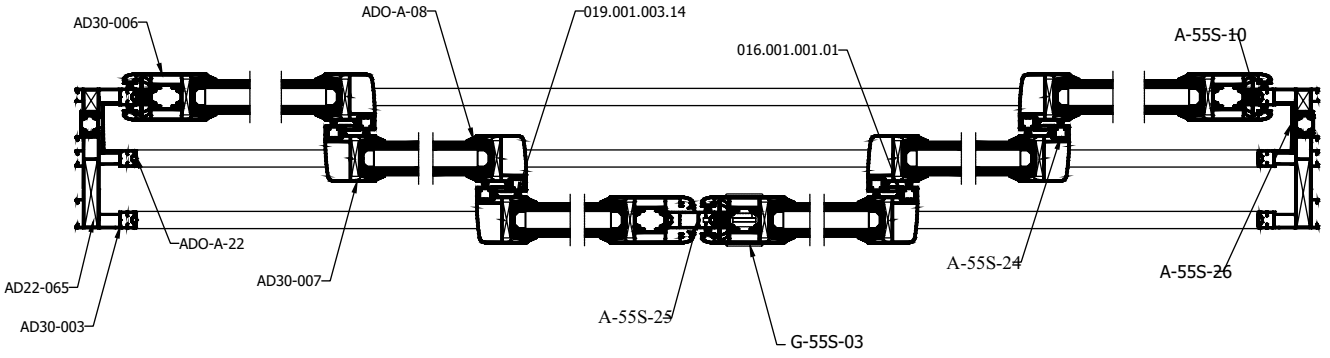


DETAY 2

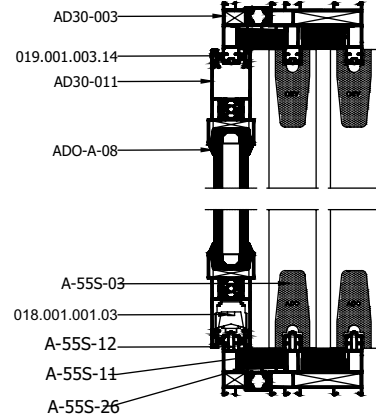
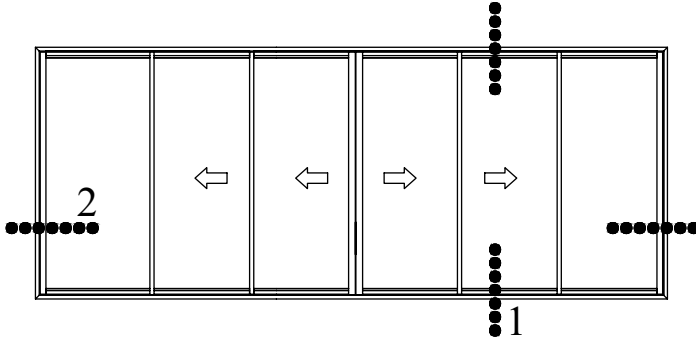
AD 55 ST YALITIMLI SÜRME DOĞRAMA SİSTEMİ



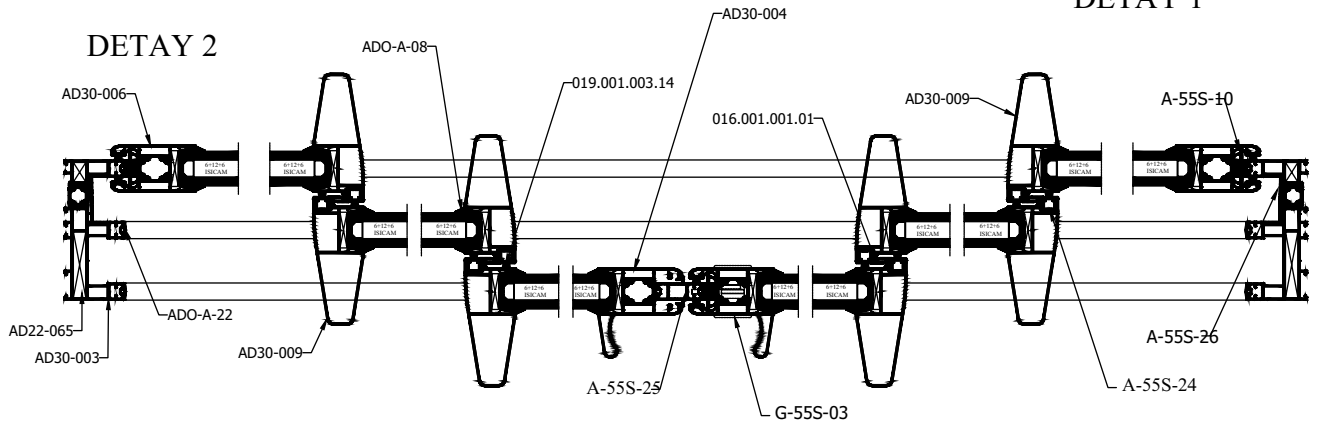
DETAY 2



DETAY 1

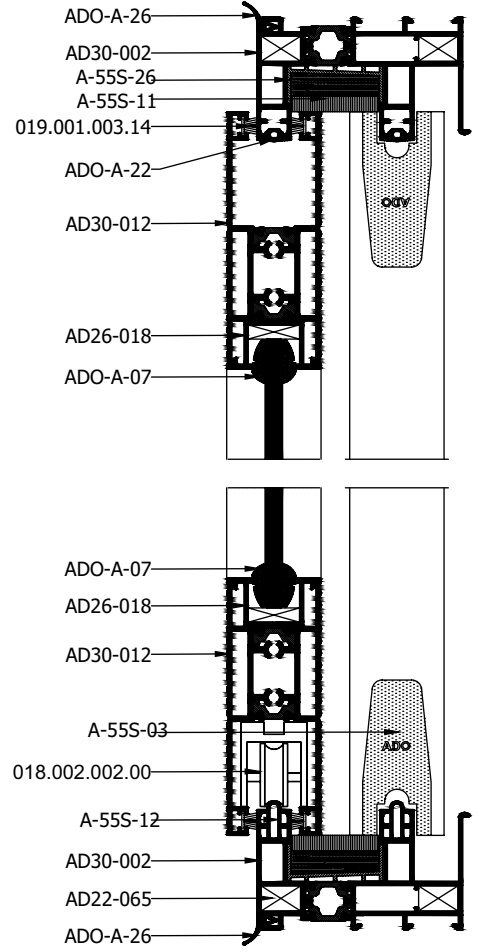
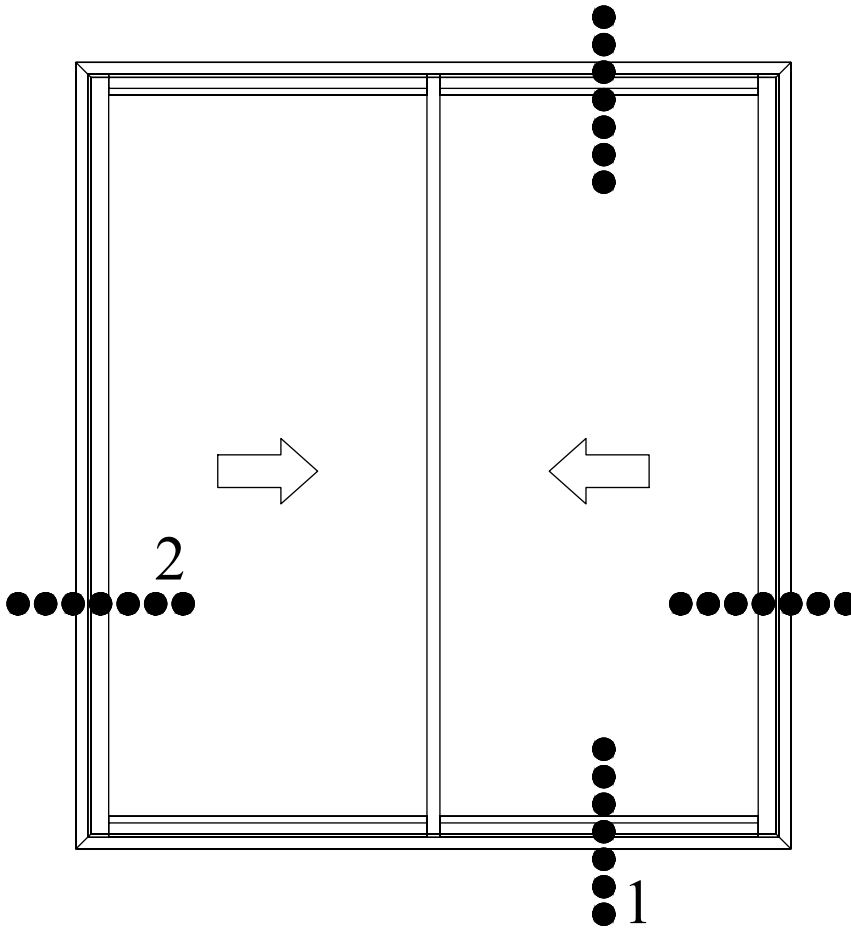


DETAY 2

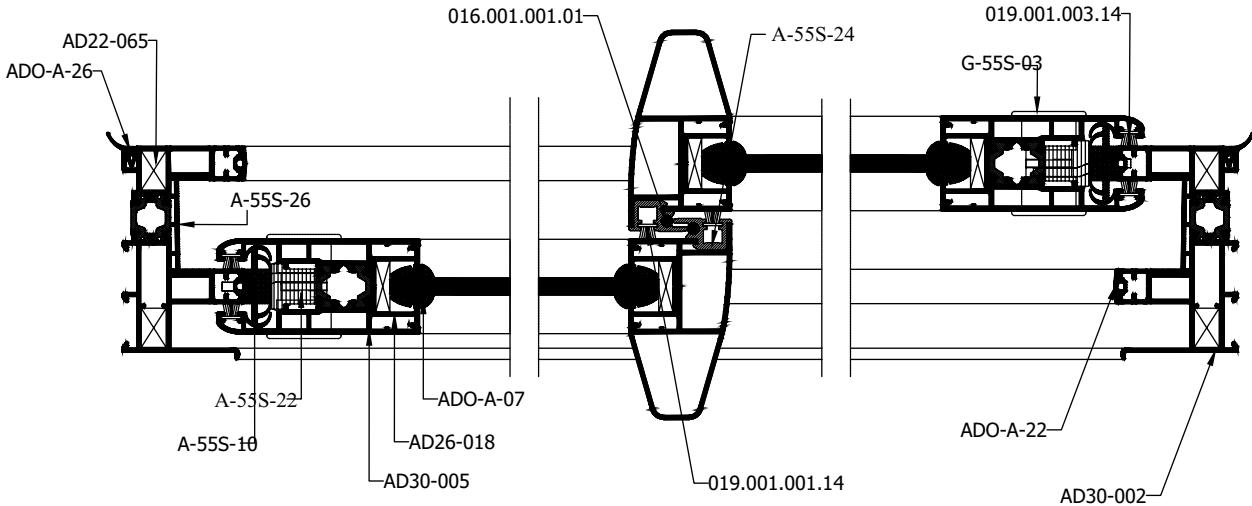


DETAY 1

AD 55 ST YALITIMLI SÜRME DOĞRAMA SİSTEMİ



DETAY 1



DETAY 2





ADO Alüminyum

www.adoaluminyum.com.tr

FABRİKA

Antalya Organize Sanayi Bölgesi 2.Kısım Mah. 21.Cadde No:3 07040 Döşemealtı / ANTALYA
Tel : +90 242 236 40 00 · Faks : +90 242 236 40 90 · Email : info@adoaluminyum.com.tr